

# ECU-LINE

Quality tools with prices that stand out





## High quality tools with competitive prices

Our popular ECU-LINE assortment is for industrial customers who are searching for a good deal on tools without compromising on the quality.

ECU-LINE contains of a selected range of quality tools from some of our strongest suppliers. In the catalogue you will find precision cutting tools from Miller, Gesac and DC Swiss. There are also high-quality hydraulic chucks from the well-known manufacturer WTE.

# ECU-LINE



## MILLER

Well-known Miller is a reputable manufacturer of solid carbide cutting tools.

In one of Europe's most modern production facilities the company develop and produce innovative drills, endmills and special cutting tools for customers all over the world.



**MILLER**  
MAPAL GROUP



## GESAC

Gesac is a big player in the industry worldwide. From a position as the world leader in cemented carbide powder, Gesac has developed a high-quality assortment of cutting tools.

The range consists of solid tools as well as indexable tools and includes tools in turning, milling and drilling for most industrial applications.

## DC SWISS

DC SWISS is at the forefront of the development of taps, dies and thread mills and has a product range that is highly appreciated by the industry worldwide.

A professional player that recognises customer-specific requirements and uses this knowledge to develop new products.



## WTE





WTE Präzisionstechnik develops and manufactures quality products within the clamping technology.

The company core competence is in chuck systems for precision hydraulic chucks and shrink technology.

# Content

Product name	Specification		Page
<b>Drilling</b>			
D938 3xD	Ø 2–20		6
D938 5xD	Ø 2–20		9
ECU-Drill-Steel M6103 3xD	Ø 1–20		12
ECU-Drill-Steel M6105 5xD	Ø 1–20		15
ECU-Drill-Steel M6108 8xD	Ø 3–20		18
ECU-Drill-Steel M6112 12xD	Ø 3–18		20
Center drill 351 AlCrN	Ø 1–6,3		21
NC drill 357 AlCrN	Ø 5–20		21
Indexable Drill GHD/S-3D	Ø 14–50		22
QPMG – Inserts to GHD/S-3D			24
<b>Threading</b>			
Tap Q320VS-4   Q420VS-4 M	Ø 3–24		25
Tap Q360VS-3   Q460VS-3 M	Ø 3–24		25
<b>Milling</b>			
End mill UP210-S2	Ø 1–20		26
End mill UP210-SL2	Ø 2–20		26
End mill UP210-B2	Ø 1–20		27
End mill UA100-S2	Ø 1–20		28
End mill UA100-SL2	Ø 2–20		28
End mill UP210-S3	Ø 3–25		29
End mill UA100-S3	Ø 2–20		30
End mill UA100-SL3	Ø 2–20		30
End mill UA100-R3	Ø 4–12		31
End mill UP210-S4	Ø 1–20		32




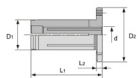
# Content

Product name	Specification		Page
End mill UP210-SL4	Ø 1–20		33
End mill UPN210-S4	Ø 6–20		33
ECU-Mill-Uni-LV M4094	Ø 3–20		34
OptiMill-Tro-Uni M3099	Ø 4–20		35

## Indexable

Shoulder Milling MES190	Ø 50–125		36
Inserts SDKT and spare parts			36
Shoulder Milling MEE190	Ø 50–125		37
Inserts WNGU and spare parts			37
Shoulder Milling MEB190	Ø 16–80		38
Inserts APK(E)T and spare parts			39

## Hydraulic chucks

Short heavy duty design DIN69893A	HSK63A HSK100 A Ø 12–32		40
Short heavy duty design ISO 7388-1	SK40 SK50 Ø 12–32		40
Short heavy duty design ISO 7388-2	BT40 BT50 Ø 12–32		41
Reduction collet EHGC-OH	Ø 4–16		41

## Examples of turning inserts

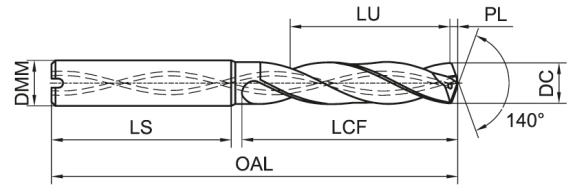


42

# D938-A3C

## 3D Internal Cooling Twist Drills for Steel

- Suitable for efficient drilling of steel, cast iron and stainless steel
- New substrate material, perfect balance of toughness and wear resistance
- Using AlTiN-nano coating and unique post-processing of coating
- Optimize groove profile and drill point design, with super self-centering performance, chip breaking performance and good chip evacuation performance



Dimensions						Item no	Stock	Net price SEK	Net price DKK
DC (m7)	LCF	OAL	DMM (h6)	LS	LU				
2.00	13	55	4	36	10.0	D938-A3C-0200	○	275	196
2.10	13	55	4	36	9.9	D938-A3C-0210	○	275	196
2.20	13	55	4	36	9.7	D938-A3C-0220	○	275	196
2.30	13	55	4	36	9.6	D938-A3C-0230	○	275	196
2.40	17	55	4	33	13.4	D938-A3C-0240	○	275	196
2.50	17	55	4	33	13.3	D938-A3C-0250	○	275	196
2.60	17	55	4	33	13.1	D938-A3C-0260	○	275	196
2.70	17	55	4	33	13.0	D938-A3C-0270	○	275	196
2.80	17	55	4	33	12.8	D938-A3C-0280	○	275	196
2.90	17	55	4	33	12.7	D938-A3C-0290	○	275	196
3.00	20	62	6	36	15.5	D938-A3C-0300	●	269	192
3.10	20	62	6	36	15.4	D938-A3C-0310	●	269	192
3.20	20	62	6	36	15.2	D938-A3C-0320	○	269	192
3.25	20	62	6	36	15.1	D938-A3C-0325	○	269	192
3.30	20	62	6	36	15.1	D938-A3C-0330	●	269	192
3.40	20	62	6	36	14.9	D938-A3C-0340	○	269	192
3.50	20	62	6	36	14.8	D938-A3C-0350	●	269	192
3.60	20	62	6	36	14.6	D938-A3C-0360	○	269	192
3.70	20	62	6	36	14.5	D938-A3C-0370	○	269	192
3.80	24	66	6	36	18.3	D938-A3C-0380	○	269	192
3.90	24	66	6	36	18.2	D938-A3C-0390	○	269	192
4.00	24	66	6	36	18.0	D938-A3C-0400	●	269	192
4.10	24	66	6	36	17.9	D938-A3C-0410	○	269	192
4.20	24	66	6	36	17.7	D938-A3C-0420	●	269	192
4.30	24	66	6	36	17.6	D938-A3C-0430	○	269	192
4.40	24	66	6	36	17.4	D938-A3C-0440	●	269	192
4.50	24	66	6	36	17.3	D938-A3C-0450	○	269	192
4.60	24	66	6	36	17.1	D938-A3C-0460	○	269	192
4.65	24	66	6	36	17.0	D938-A3C-0465	○	269	192
4.70	24	66	6	36	17.0	D938-A3C-0470	○	269	192
4.80	28	66	6	36	20.8	D938-A3C-0480	○	278	199
4.90	28	66	6	36	20.7	D938-A3C-0490	○	278	199
5.00	28	66	6	36	20.5	D938-A3C-0500	●	278	199
5.10	28	66	6	36	20.4	D938-A3C-0510	●	278	199
5.20	28	66	6	36	20.2	D938-A3C-0520	○	278	199
5.30	28	66	6	36	20.1	D938-A3C-0530	○	278	199
5.40	28	66	6	36	19.9	D938-A3C-0540	○	278	199
5.50	28	66	6	36	19.8	D938-A3C-0550	○	278	199
5.55	28	66	6	36	19.7	D938-A3C-0555	○	278	199
5.60	28	66	6	36	19.6	D938-A3C-0560	○	278	199
5.70	28	66	6	36	19.5	D938-A3C-0570	○	278	199
5.80	28	66	6	36	19.3	D938-A3C-0580	○	278	199
5.90	28	66	6	36	19.2	D938-A3C-0590	○	278	199
6.00	28	66	6	36	19.0	D938-A3C-0600	●	278	199
6.05	34	79	8	36	24.9	D938-A3C-0605	○	374	267
6.10	34	79	8	36	24.9	D938-A3C-0610	○	374	267

● = Stock ○ = 2 weeks

## D938-A3C internal cooling

Dimensions						Item no	Stock	Net price SEK	Net price DKK
DC (m7)	LCF	OAL	DMM (h6)	LS	LU				
6.20	34	79	8	36	24.7	D938-A3C-0620	○	374	267
6.30	34	79	8	36	24.6	D938-A3C-0630	○	374	267
6.40	34	79	8	36	24.4	D938-A3C-0640	○	374	267
6.50	34	79	8	36	24.3	D938-A3C-0650	○	374	267
6.60	34	79	8	36	24.1	D938-A3C-0660	○	374	267
6.70	34	79	8	36	24.0	D938-A3C-0670	○	374	267
6.80	34	79	8	36	23.8	D938-A3C-0680	●	374	267
6.90	34	79	8	36	23.7	D938-A3C-0690	○	374	267
7.00	34	79	8	36	23.5	D938-A3C-0700	●	374	267
7.10	41	79	8	36	30.4	D938-A3C-0710	●	374	267
7.20	41	79	8	36	30.2	D938-A3C-0720	○	374	267
7.30	41	79	8	36	30.1	D938-A3C-0730	○	374	267
7.40	41	79	8	36	29.9	D938-A3C-0740	○	374	267
7.45	41	79	8	36	29.8	D938-A3C-0745	○	374	267
7.50	41	79	8	36	29.8	D938-A3C-0750	○	374	267
7.55	41	79	8	36	29.7	D938-A3C-0755	○	374	267
7.60	41	79	8	36	29.6	D938-A3C-0760	○	374	267
7.70	41	79	8	36	29.5	D938-A3C-0770	○	374	267
7.75	41	79	8	36	29.4	D938-A3C-0775	○	374	267
7.80	41	79	8	36	29.3	D938-A3C-0780	○	374	267
7.90	41	79	8	36	29.2	D938-A3C-0790	○	374	267
8.00	41	79	8	36	29.0	D938-A3C-0800	●	374	267
8.10	47	89	10	40	34.9	D938-A3C-0810	●	448	320
8.20	47	89	10	40	34.7	D938-A3C-0820	○	448	320
8.25	47	89	10	40	34.6	D938-A3C-0825	○	448	320
8.30	47	89	10	40	34.6	D938-A3C-0830	○	448	320
8.40	47	89	10	40	34.4	D938-A3C-0840	○	448	320
8.50	47	89	10	40	34.3	D938-A3C-0850	●	448	320
8.60	47	89	10	40	34.1	D938-A3C-0860	○	448	320
8.70	47	89	10	40	34.0	D938-A3C-0870	○	448	320
8.80	47	89	10	40	33.8	D938-A3C-0880	○	448	320
8.90	47	89	10	40	33.7	D938-A3C-0890	○	448	320
9.00	47	89	10	40	33.5	D938-A3C-0900	●	448	320
9.10	47	89	10	40	33.4	D938-A3C-0910	○	448	320
9.20	47	89	10	40	33.2	D938-A3C-0920	○	448	320
9.25	47	89	10	40	33.1	D938-A3C-0925	○	448	320
9.30	47	89	10	40	33.1	D938-A3C-0930	○	448	320
9.35	47	89	10	40	33.0	D938-A3C-0935	○	448	320
9.40	47	89	10	40	32.9	D938-A3C-0940	○	448	320
9.50	47	89	10	40	32.8	D938-A3C-0950	○	448	320
9.55	47	89	10	40	32.7	D938-A3C-0955	○	448	320
9.60	47	89	10	40	32.6	D938-A3C-0960	○	448	320
9.70	47	89	10	40	32.5	D938-A3C-0970	○	448	320
9.80	47	89	10	40	32.3	D938-A3C-0980	○	448	320
9.90	47	89	10	40	32.2	D938-A3C-0990	●	448	320
10.00	47	89	10	40	32.0	D938-A3C-1000	●	448	320
10.10	55	102	12	45	39.9	D938-A3C-1010	○	614	439
10.20	55	102	12	45	39.7	D938-A3C-1020	●	614	439
10.25	55	102	12	45	39.6	D938-A3C-1025	○	614	439
10.30	55	102	12	45	39.6	D938-A3C-1030	○	614	439
10.40	55	102	12	45	39.4	D938-A3C-1040	●	614	439
10.50	55	102	12	45	39.3	D938-A3C-1050	○	614	439
10.60	55	102	12	45	39.1	D938-A3C-1060	○	614	439
10.70	55	102	12	45	39.0	D938-A3C-1070	○	614	439
10.80	55	102	12	45	38.8	D938-A3C-1080	○	614	439
10.85	55	102	12	45	38.7	D938-A3C-1085	○	614	439
10.90	55	102	12	45	38.7	D938-A3C-1090	○	614	439
11.00	55	102	12	45	38.5	D938-A3C-1100	●	614	439
11.10	55	102	12	45	38.4	D938-A3C-1110	●	614	439

● = Stock ○ = 2 weeks

## D938-A3C internal cooling

Dimensions						Item no	Stock	Net price SEK	Net price DKK
DC (m7)	LCF	OAL	DMM (h6)	LS	LU				
11.20	55	102	12	45	38.2	D938-A3C-1120	○	614	439
11.30	55	102	12	45	38.1	D938-A3C-1130	○	614	439
11.40	55	102	12	45	37.9	D938-A3C-1140	○	614	439
11.50	55	102	12	45	37.8	D938-A3C-1150	●	614	439
11.60	55	102	12	45	37.6	D938-A3C-1160	●	614	439
11.70	55	102	12	45	37.5	D938-A3C-1170	○	614	439
11.80	55	102	12	45	37.3	D938-A3C-1180	●	614	439
11.90	55	102	12	45	37.2	D938-A3C-1190	○	614	439
12.00	55	102	12	45	37.0	D938-A3C-1200	●	614	439
12.10	60	107	14	45	41.9	D938-A3C-1210	○	873	623
12.20	60	107	14	45	41.7	D938-A3C-1220	○	873	623
12.30	60	107	14	45	41.6	D938-A3C-1230	○	873	623
12.50	60	107	14	45	41.3	D938-A3C-1250	●	873	623
12.60	60	107	14	45	41.1	D938-A3C-1260	○	873	623
12.70	60	107	14	45	41.0	D938-A3C-1270	○	873	623
12.80	60	107	14	45	40.8	D938-A3C-1280	○	873	623
12.90	60	107	14	45	40.7	D938-A3C-1285	○	873	623
13.00	60	107	14	45	40.5	D938-A3C-1300	○	873	623
13.10	60	107	14	45	40.4	D938-A3C-1310	○	873	623
13.40	60	107	14	45	39.9	D938-A3C-1340	○	873	623
13.50	60	107	14	45	39.8	D938-A3C-1350	○	873	623
13.70	60	107	14	45	39.5	D938-A3C-1370	○	873	623
13.80	60	107	14	45	39.3	D938-A3C-1380	●	873	623
14.00	60	107	14	45	39.0	D938-A3C-1400	●	873	623
14.05	60	107	14	45	38.9	D938-A3C-1405	○	873	623
14.20	65	115	16	48	43.7	D938-A3C-1420	●	1126	805
14.30	65	115	16	48	43.6	D938-A3C-1430	○	1126	805
14.50	65	115	16	48	43.3	D938-A3C-1450	●	1126	805
14.60	65	115	16	48	43.1	D938-A3C-1460	○	1126	805
14.70	65	115	16	48	43.0	D938-A3C-1470	○	1126	805
14.80	65	115	16	48	42.8	D938-A3C-1480	○	1126	805
15.00	65	115	16	48	42.5	D938-A3C-1500	○	1126	805
15.20	65	115	16	48	42.2	D938-A3C-1520	○	1126	805
15.30	65	115	16	48	42.1	D938-A3C-1530	○	1126	805
15.50	65	115	16	48	41.8	D938-A3C-1550	○	1126	805
15.70	65	115	16	48	41.5	D938-A3C-1570	○	1126	805
15.80	65	115	16	48	41.3	D938-A3C-1580	○	1126	805
16.00	65	115	16	48	41.0	D938-A3C-1600	○	1126	805
16.50	73	123	18	48	48.3	D938-A3C-1650	○	1536	1097
16.80	73	123	18	48	47.8	D938-A3C-1680	○	1536	1097
16.90	73	123	18	48	47.7	D938-A3C-1690	○	1536	1097
17.00	73	123	18	48	47.5	D938-A3C-1700	○	1536	1097
17.50	73	123	18	48	46.8	D938-A3C-1750	○	1536	1097
17.70	73	123	18	48	46.5	D938-A3C-1770	○	1536	1097
17.80	73	123	18	48	46.3	D938-A3C-1780	○	1536	1097
18.00	73	123	18	48	46.0	D938-A3C-1800	○	1536	1097
18.30	79	131	20	50	51.6	D938-A3C-1830	○	1916	1368
18.50	79	131	20	50	51.3	D938-A3C-1850	○	1916	1368
18.80	79	131	20	50	50.8	D938-A3C-1880	○	1916	1368
19.00	79	131	20	50	50.5	D938-A3C-1900	○	1916	1368
19.30	79	131	20	50	50.1	D938-A3C-1930	○	1916	1368
19.50	79	131	20	50	49.8	D938-A3C-1950	○	1916	1368
19.60	79	131	20	50	49.6	D938-A3C-1960	○	1916	1368
19.70	79	131	20	50	49.5	D938-A3C-1970	○	1916	1368
19.80	79	131	20	50	49.3	D938-A3C-1980	○	1916	1368
20.00	79	131	20	50	49.0	D938-A3C-2000	○	1916	1368

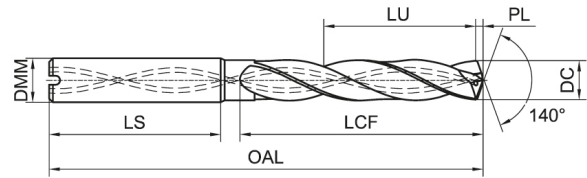
● = Stock ○ = 2 weeks



# D938-A5C

## 5D Internal Cooling Twist Drills for Steel

- Suitable for efficient drilling of steel, cast iron and stainless steel
- New substrate material, perfect balance of toughness and wear resistance
- Using AlTiN-nano coating and unique post-processing of coating
- Optimize groove profile and drill point design, with super self-centering performance, chip breaking performance and good chip evacuation performance



Dimensions						Item no	Stock	Net price SEK	Net price DKK
DC (m7)	LCF	OAL	DMM (h6)	LS	LU				
2.00	18	62	4	38	15.0	D938-A5C-0200	●	415	296
2.50	22	62	4	35	18.3	D938-A5C-0250	●	415	296
2.60	22	62	4	35	18.1	D938-A5C-0260	●	415	296
2.80	22	62	4	35	17.8	D938-A5C-0280	●	415	296
3.00	28	66	6	36	23.5	D938-A5C-0300	●	336	240
3.10	28	66	6	36	23.4	D938-A5C-0310	●	336	240
3.20	28	66	6	36	23.2	D938-A5C-0320	●	336	240
3.25	28	66	6	36	23.1	D938-A5C-0325	○	336	240
3.30	28	66	6	36	23.1	D938-A5C-0330	●	336	240
3.40	28	66	6	36	22.9	D938-A5C-0340	●	336	240
3.50	28	66	6	36	22.8	D938-A5C-0350	●	336	240
3.60	28	66	6	36	22.6	D938-A5C-0360	●	336	240
3.65	28	66	6	36	22.5	D938-A5C-0365	○	336	240
3.70	28	66	6	36	22.5	D938-A5C-0370	●	336	240
3.80	36	74	6	36	30.3	D938-A5C-0380	●	336	240
3.90	36	74	6	36	30.2	D938-A5C-0390	●	336	240
4.00	36	74	6	36	30.0	D938-A5C-0400	●	336	240
4.05	36	74	6	36	29.9	D938-A5C-0405	●	336	240
4.10	36	74	6	36	29.9	D938-A5C-0410	●	336	240
4.20	36	74	6	36	29.7	D938-A5C-0420	●	336	240
4.30	36	74	6	36	29.6	D938-A5C-0430	●	336	240
4.40	36	74	6	36	29.4	D938-A5C-0440	●	336	240
4.50	36	74	6	36	29.3	D938-A5C-0450	●	336	240
4.60	36	74	6	36	29.1	D938-A5C-0460	●	336	240
4.65	36	74	6	36	29.0	D938-A5C-0465	●	336	240
4.70	36	74	6	36	29.0	D938-A5C-0470	●	336	240
4.80	44	82	6	36	36.8	D938-A5C-0480	●	348	249
4.90	44	82	6	36	36.7	D938-A5C-0490	●	348	249
5.00	44	82	6	36	36.5	D938-A5C-0500	●	348	249
5.05	44	82	6	36	36.4	D938-A5C-0505	●	348	249
5.10	44	82	6	36	36.4	D938-A5C-0510	●	348	249
5.20	44	82	6	36	36.2	D938-A5C-0520	●	348	249
5.30	44	82	6	36	36.1	D938-A5C-0530	●	348	249
5.40	44	82	6	36	35.9	D938-A5C-0540	●	348	249
5.50	44	82	6	36	35.8	D938-A5C-0550	●	348	249
5.55	44	82	6	36	35.7	D938-A5C-0555	●	348	249
5.60	44	82	6	36	35.6	D938-A5C-0560	●	348	249
5.70	44	82	6	36	35.5	D938-A5C-0570	●	348	249
5.80	44	82	6	36	35.3	D938-A5C-0580	●	348	249
5.90	44	82	6	36	35.2	D938-A5C-0590	●	348	249
6.00	44	82	6	36	35.0	D938-A5C-0600	●	348	249
6.05	44	82	6	36	34.9	D938-A5C-0605	●	348	249
6.10	53	91	8	36	43.9	D938-A5C-0610	●	412	294
6.20	53	91	8	36	43.7	D938-A5C-0620	●	412	294
6.30	53	91	8	36	43.6	D938-A5C-0630	●	412	294
6.40	53	91	8	36	43.4	D938-A5C-0640	●	412	294

● = Stock ○ = 2 weeks

## D938-A5C internal cooling

Dimensions						Item no	Stock	Net price SEK	Net price DKK
DC (m7)	LCF	OAL	DMM (h6)	LS	LU				
6.50	53	91	8	36	43.3	D938-A5C-0650	●	412	294
6.60	53	91	8	36	43.1	D938-A5C-0660	●	412	294
6.70	53	91	8	36	43.0	D938-A5C-0670	●	412	294
6.80	53	91	8	36	42.8	D938-A5C-0680	●	412	294
6.90	53	91	8	36	42.7	D938-A5C-0690	●	412	294
7.00	53	91	8	36	42.5	D938-A5C-0700	●	412	294
7.05	53	91	8	36	42.4	D938-A5C-0705	○	412	294
7.10	53	91	8	36	42.4	D938-A5C-0710	●	412	294
7.20	53	91	8	36	42.2	D938-A5C-0720	●	412	294
7.30	53	91	8	36	42.1	D938-A5C-0730	●	412	294
7.40	53	91	8	36	41.9	D938-A5C-0740	●	412	294
7.45	53	91	8	36	41.8	D938-A5C-0745	●	412	294
7.50	53	91	8	36	41.8	D938-A5C-0750	●	412	294
7.55	53	91	8	36	41.7	D938-A5C-0755	○	412	294
7.60	53	91	8	36	41.6	D938-A5C-0760	●	412	294
7.70	53	91	8	36	41.5	D938-A5C-0770	●	412	294
7.80	53	91	8	36	41.3	D938-A5C-0780	●	412	294
7.90	53	91	8	36	41.2	D938-A5C-0790	●	412	294
8.00	53	91	8	36	41.0	D938-A5C-0800	●	412	294
8.05	53	91	8	36	40.9	D938-A5C-0805	●	412	294
8.10	61	103	10	40	48.9	D938-A5C-0810	●	484	346
8.20	61	103	10	40	48.7	D938-A5C-0820	●	484	346
8.30	61	103	10	40	48.6	D938-A5C-0830	●	484	346
8.40	61	103	10	40	48.4	D938-A5C-0840	●	484	346
8.50	61	103	10	40	48.3	D938-A5C-0850	●	484	346
8.60	61	103	10	40	48.1	D938-A5C-0860	●	484	346
8.70	61	103	10	40	48.0	D938-A5C-0870	●	484	346
8.80	61	103	10	40	47.8	D938-A5C-0880	●	484	346
8.90	61	103	10	40	47.7	D938-A5C-0890	●	484	346
9.00	61	103	10	40	47.5	D938-A5C-0900	●	484	346
9.10	61	103	10	40	47.4	D938-A5C-0910	●	484	346
9.20	61	103	10	40	47.2	D938-A5C-0920	●	484	346
9.25	61	103	10	40	47.1	D938-A5C-0925	○	484	346
9.30	61	103	10	40	47.1	D938-A5C-0930	●	484	346
9.35	61	103	10	40	47.0	D938-A5C-0935	○	484	346
9.40	61	103	10	40	46.9	D938-A5C-0940	●	484	346
9.50	61	103	10	40	46.8	D938-A5C-0950	●	484	346
9.55	61	103	10	40	46.7	D938-A5C-0955	○	484	346
9.60	61	103	10	40	46.6	D938-A5C-0960	●	484	346
9.70	61	103	10	40	46.5	D938-A5C-0970	●	484	346
9.80	61	103	10	40	46.3	D938-A5C-0980	●	484	346
9.90	61	103	10	40	46.2	D938-A5C-0990	●	484	346
10.00	61	103	10	40	46.0	D938-A5C-1000	●	484	346
10.05	61	103	10	40	45.9	D938-A5C-1005	●	484	346
10.10	71	118	12	45	55.9	D938-A5C-1010	●	664	474
10.20	71	118	12	45	55.7	D938-A5C-1020	●	664	474
10.25	71	118	12	45	55.6	D938-A5C-1025	○	664	474
10.30	71	118	12	45	55.6	D938-A5C-1030	●	664	474
10.40	71	118	12	45	55.4	D938-A5C-1040	●	664	474
10.50	71	118	12	45	55.3	D938-A5C-1050	●	664	474
10.60	71	118	12	45	55.1	D938-A5C-1060	●	664	474
10.70	71	118	12	45	55.0	D938-A5C-1070	●	664	474
10.80	71	118	12	45	54.8	D938-A5C-1080	●	664	474
10.85	71	118	12	45	54.7	D938-A5C-1085	○	664	474
10.90	71	118	12	45	54.7	D938-A5C-1090	●	664	474
11.00	71	118	12	45	54.5	D938-A5C-1100	●	664	474
11.10	71	118	12	45	54.4	D938-A5C-1110	●	664	474
11.20	71	118	12	45	54.2	D938-A5C-1120	●	664	474
11.30	71	118	12	45	54.1	D938-A5C-1130	●	664	474

● = Stock ○ = 2 weeks

## D938-A5C internal cooling

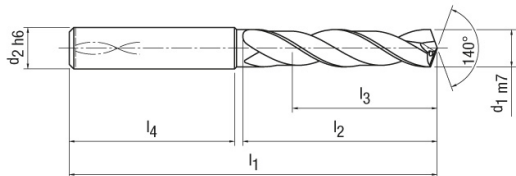
Dimensions						Item no	Stock	Net price SEK	Net price DKK
DC (m7)	LCF	OAL	DMM (h6)	LS	LU				
11.40	71	118	12	45	53.9	D938-A5C-1140	●	664	474
11.50	71	118	12	45	53.8	D938-A5C-1150	●	664	474
11.60	71	118	12	45	53.6	D938-A5C-1160	●	664	474
11.70	71	118	12	45	53.5	D938-A5C-1170	●	664	474
11.80	71	118	12	45	53.3	D938-A5C-1180	●	664	474
11.90	71	118	12	45	53.2	D938-A5C-1190	●	664	474
12.00	71	118	12	45	53.0	D938-A5C-1200	●	664	474
12.05	71	118	12	45	52.9	D938-A5C-1205	●	664	474
12.10	77	124	14	45	58.9	D938-A5C-1210	●	934	667
12.20	77	124	14	45	58.7	D938-A5C-1220	●	934	667
12.30	77	124	14	45	58.6	D938-A5C-1230	●	934	667
12.40	77	124	14	45	58.4	D938-A5C-1240	●	934	667
12.50	77	124	14	45	58.3	D938-A5C-1250	●	934	667
12.60	77	124	14	45	58.1	D938-A5C-1260	●	934	667
12.70	77	124	14	45	58.0	D938-A5C-1270	●	934	667
12.80	77	124	14	45	57.8	D938-A5C-1280	●	934	667
12.85	77	124	14	45	57.7	D938-A5C-1285	○	934	667
13.00	77	124	14	45	57.5	D938-A5C-1300	●	934	667
13.10	77	124	14	45	57.4	D938-A5C-1310	●	934	667
13.20	77	124	14	45	57.2	D938-A5C-1320	●	934	667
13.25	77	124	14	45	57.1	D938-A5C-1325	○	934	667
13.30	77	124	14	45	57.1	D938-A5C-1330	●	934	667
13.50	77	124	14	45	56.8	D938-A5C-1350	●	934	667
13.60	77	124	14	45	56.6	D938-A5C-1360	●	934	667
13.70	77	124	14	45	56.5	D938-A5C-1370	●	934	667
13.80	77	124	14	45	56.3	D938-A5C-1380	●	934	667
13.90	77	124	14	45	56.2	D938-A5C-1390	●	934	667
14.00	77	124	14	45	56.0	D938-A5C-1400	●	934	667
14.10	83	133	16	48	61.9	D938-A5C-1410	●	1205	861
14.20	83	133	16	48	61.7	D938-A5C-1420	●	1205	861
14.30	83	133	16	48	61.6	D938-A5C-1430	●	1205	861
14.40	83	133	16	48	61.4	D938-A5C-1440	●	1205	861
14.50	83	133	16	48	61.3	D938-A5C-1450	●	1205	861
14.60	83	133	16	48	61.1	D938-A5C-1460	●	1205	861
14.70	83	133	16	48	61.0	D938-A5C-1470	●	1205	861
14.80	83	133	16	48	60.8	D938-A5C-1480	●	1205	861
15.00	83	133	16	48	60.5	D938-A5C-1500	●	1205	861
15.10	83	133	16	48	60.4	D938-A5C-1510	●	1205	861
15.20	83	133	16	48	60.2	D938-A5C-1520	●	1205	861
15.30	83	133	16	48	60.1	D938-A5C-1530	●	1205	861
15.50	83	133	16	48	59.8	D938-A5C-1550	●	1205	861
15.70	83	133	16	48	59.5	D938-A5C-1570	○	1205	861
15.80	83	133	16	48	59.3	D938-A5C-1580	●	1205	861
16.00	83	133	16	48	59.0	D938-A5C-1600	●	1205	861
16.50	93	143	18	48	68.3	D938-A5C-1650	●	1752	1251
16.70	93	143	18	48	68.0	D938-A5C-1670	○	1752	1251
16.80	93	143	18	48	67.8	D938-A5C-1680	○	1752	1251
16.90	93	143	18	48	67.7	D938-A5C-1690	○	1752	1251
17.00	93	143	18	48	67.5	D938-A5C-1700	●	1752	1251
17.20	93	143	18	48	67.2	D938-A5C-1720	○	1752	1251
17.50	93	143	18	48	66.8	D938-A5C-1750	●	1752	1251
17.70	93	143	18	48	66.5	D938-A5C-1770	○	1752	1251
17.80	93	143	18	48	66.3	D938-A5C-1780	○	1752	1251
18.00	93	143	18	48	66.0	D938-A5C-1800	●	1752	1251
18.50	101	153	20	50	73.3	D938-A5C-1850	●	2184	1560
18.60	101	153	20	50	73.1	D938-A5C-1860	○	2184	1560
19.00	101	153	20	50	72.5	D938-A5C-1900	●	2184	1560
19.50	101	153	20	50	71.8	D938-A5C-1950	●	2184	1560
20.00	101	153	20	50	71.0	D938-A5C-2000	●	2184	1560

● = Stock ○ = 2 weeks



# ECU-Drill-Steel

Solid carbide twist drill  
M6103 (3xD), internal coolant supply



**Design:**  
 Drill diameter: 1.00-20.00 mm  
 Bore tolerance: ≥ IT 9  
 Coating: Mx4  
 Number of cutting edges: 2  
 Number of guiding chamfers: 4  
 Point angle: 140°  
 Helix angle: 30°



Dimensions						Item no	Stock	Net price SEK	Net price DKK
d <sub>1</sub> m7	d <sub>2</sub> h6	l <sub>1</sub>	l <sub>2</sub>	l <sub>3</sub>	l <sub>4</sub>				
3.00	6	62	20	14	36	M6103.0300	●	346	247
3.10	6	62	20	14	36	M6103.0310	●	346	247
3.20	6	62	20	14	36	M6103.0320	○	346	247
3.30	6	62	20	14	36	M6103.0330	●	346	247
3.40	6	62	20	14	36	M6103.0340	○	346	247
3.50	6	62	20	14	36	M6103.0350	○	346	247
3.70	6	62	20	14	36	M6103.0370	●	346	247
3.80	6	66	24	17	36	M6103.0380	●	346	247
3.90	6	66	24	17	36	M6103.0390	○	346	247
4.00	6	66	24	17	36	M6103.0400	○	373	267
4.10	6	66	24	17	36	M6103.0410	○	373	267
4.20	6	66	24	17	36	M6103.0420	○	373	267
4.30	6	66	24	17	36	M6103.0430	○	373	267
4.40	6	66	24	17	36	M6103.0440	○	373	267
4.50	6	66	24	17	36	M6103.0450	○	373	267
4.60	6	66	24	17	36	M6103.0460	○	373	267
4.65	6	66	24	17	36	M6103.0465	○	373	267
4.70	6	66	24	17	36	M6103.0470	○	373	267
4.80	6	66	28	20	36	M6103.0480	○	373	267
4.90	6	66	28	20	36	M6103.0490	○	373	267
5.00	6	66	28	20	36	M6103.0500	○	373	267
5.10	6	66	28	20	36	M6103.0510	○	373	267
5.20	6	66	28	20	36	M6103.0520	○	373	267
5.30	6	66	28	20	36	M6103.0530	○	373	267
5.40	6	66	28	20	36	M6103.0540	○	373	267
5.50	6	66	28	20	36	M6103.0550	●	373	267
5.55	6	66	28	20	36	M6103.0555	●	373	267
5.60	6	66	28	20	36	M6103.0560	●	373	267
5.80	6	66	28	20	36	M6103.0580	●	373	267
5.90	6	66	28	20	36	M6103.0590	○	373	267
6.00	6	66	28	20	36	M6103.0600	●	373	267
6.10	8	79	34	24	36	M6103.0610	○	508	363
6.20	8	79	34	24	36	M6103.0620	○	508	363
6.30	8	79	34	24	36	M6103.0630	○	508	363
6.40	8	79	34	24	36	M6103.0640	○	508	363
6.50	8	79	34	24	36	M6103.0650	●	508	363
6.60	8	79	34	24	36	M6103.0660	○	508	363
6.70	8	79	34	24	36	M6103.0670	○	508	363

● = Stock ○ = 1-2 days

## ECU-drill-steel M6103, 3xD, internal cooling

Dimensions						Item no	Stock	Net price SEK	Net price DKK
d <sub>1</sub> m7	d <sub>2</sub> h6	l <sub>1</sub>	l <sub>2</sub>	l <sub>3</sub>	l <sub>4</sub>				
6.80	8	79	34	24	36	M6103.0680	○	508	363
6.90	8	79	34	24	36	M6103.0690	●	508	363
7.00	8	79	34	24	36	M6103.0700	○	508	363
7.10	8	79	41	29	36	M6103.0710	○	508	363
7.20	8	79	41	29	36	M6103.0720	○	508	363
7.40	8	79	41	29	36	M6103.0740	●	508	363
7.45	8	79	41	29	36	M6103.0745	●	508	363
7.50	8	79	41	29	36	M6103.0750	●	508	363
7.70	8	79	41	29	36	M6103.0770	○	508	363
7.80	8	79	41	29	36	M6103.0780	●	508	363
7.90	8	79	41	29	36	M6103.0790	○	508	363
8.00	8	79	41	29	36	M6103.0800	●	508	363
8.10	10	89	47	35	40	M6103.0810	○	573	409
8.20	10	89	47	35	40	M6103.0820	○	573	409
8.30	10	89	47	35	40	M6103.0830	○	573	409
8.40	10	89	47	35	40	M6103.0840	○	573	409
8.50	10	89	47	35	40	M6103.0850	●	573	409
8.60	10	89	47	35	40	M6103.0860	●	573	409
8.70	10	89	47	35	40	M6103.0870	○	573	409
8.80	10	89	47	35	40	M6103.0880	○	573	409
8.90	10	89	47	35	40	M6103.0890	○	573	409
9.00	10	89	47	35	40	M6103.0900	●	573	409
9.10	10	89	47	35	40	M6103.0910	○	573	409
9.20	10	89	47	35	40	M6103.0920	○	573	409
9.30	10	89	47	35	40	M6103.0930	●	573	409
9.40	10	89	47	35	40	M6103.0940	○	573	409
9.50	10	89	47	35	40	M6103.0950	●	573	409
9.60	10	89	47	35	40	M6103.0960	○	573	409
9.80	10	89	47	35	40	M6103.0980	●	573	409
9.90	10	89	47	35	40	M6103.0990	○	573	409
10.00	10	89	47	35	40	M6103.1000	●	573	409
10.10	12	102	55	40	45	M6103.1010	○	817	584
10.20	12	102	55	40	45	M6103.1020	○	817	584
10.30	12	102	55	40	45	M6103.1030	●	817	584
10.40	12	102	55	40	45	M6103.1040	○	817	584
10.50	12	102	55	40	45	M6103.1050	●	817	584
10.60	12	102	55	40	45	M6103.1060	○	817	584
10.70	12	102	55	40	45	M6103.1070	○	817	584
10.80	12	102	55	40	45	M6103.1080	●	817	584
10.90	12	102	55	40	45	M6103.1090	○	817	584
11.00	12	102	55	40	45	M6103.1100	●	817	584
11.10	12	102	55	40	45	M6103.1110	○	817	584
11.20	12	102	55	40	45	M6103.1120	●	817	584
11.40	12	102	55	40	45	M6103.1140	○	817	584
11.50	12	102	55	40	45	M6103.1150	○	817	584
11.70	12	102	55	40	45	M6103.1170	○	817	584
11.80	12	102	55	40	45	M6103.1180	●	817	584
12.00	12	102	55	40	45	M6103.1200	●	817	584
12.50	14	107	60	43	45	M6103.1250	●	1146	819
12.70	14	107	60	43	45	M6103.1270	○	1146	819
12.80	14	107	60	43	45	M6103.1280	○	1146	819
13.00	14	107	60	43	45	M6103.1300	●	1146	819
13.50	14	107	60	43	45	M6103.1320	●	1146	819
13.70	14	107	60	43	45	M6103.1350	○	1146	819
13.80	14	107	60	43	45	M6103.1380	●	1146	819

● = Stock ○ = 1-2 days

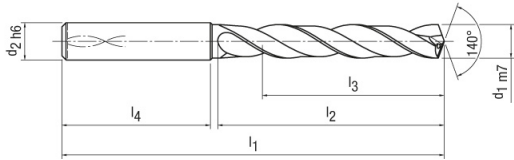
## ECU-drill-steel M6103, 3xD, internal cooling

Dimensions						Item no	Stock	Net price SEK	Net price DKK
d <sub>1</sub> m7	d <sub>2</sub> h6	l <sub>1</sub>	l <sub>2</sub>	l <sub>3</sub>	l <sub>4</sub>				
14.00	14	107	60	43	45	M6103.1400	○	1146	819
14.20	16	115	65	45	48	M6103.1420	○	1395	996
14.50	16	115	65	45	48	M6103.1450	○	1395	996
14.70	16	115	65	45	48	M6103.1480	●	1395	996
15.00	16	115	65	45	48	M6103.1500	○	1395	996
15.50	16	115	65	45	48	M6103.1550	○	1395	996
15.80	16	115	65	45	48	M6103.1580	○	1395	996
16.00	16	115	65	45	48	M6103.1600	●	1395	996
16.50	18	123	73	51	48	M6103.1650	○	2244	1603
16.80	18	123	73	51	48	M6103.1680	○	2244	1603
17.00	18	123	73	51	48	M6103.1700	○	2244	1603
17.50	18	123	73	51	48	M6103.1750	○	2244	1603
17.80	18	123	73	51	48	M6103.1780	○	2244	1603
18.00	18	123	73	51	48	M6103.1800	●	2244	1603
18.50	20	131	79	55	50	M6103.1850	○	2449	1749
19.00	20	131	79	55	50	M6103.1900	○	2449	1749
19.80	20	131	79	55	50	M6103.1980	○	2449	1749
20.00	20	131	79	55	50	M6103.2000	○	2449	1749

● = Stock ○ = 1-2 days

# ECU-Drill-Steel

Solid carbide twist drill  
M6105 (5xD), internal coolant supply



**Design:**  
 Drill diameter: 1.00-20.00 mm  
 Bore tolerance: ≥ IT 9  
 Coating: Mx4  
 Number of cutting edges: 2  
 Number of guiding chamfers: 4  
 Point angle: 140°  
 Helix angle: 30°



Dimensions						Item no	Stock	Net price SEK	Net price DKK
d <sub>1</sub> m7	d <sub>2</sub> h6	l <sub>1</sub>	l <sub>2</sub>	l <sub>3</sub>	l <sub>4</sub>				
3.00	6	66	28	23	36	M6105.0300	○	449	321
3.10	6	66	28	23	36	M6105.0310	○	449	321
3.20	6	66	28	23	36	M6105.0320	●	449	321
3.30	6	66	28	23	36	M6105.0330	●	449	321
3.40	6	66	28	23	36	M6105.0340	○	449	321
3.50	6	66	28	23	36	M6105.0350	○	449	321
3.60	6	66	28	23	36	M6105.0360	○	449	321
3.70	6	66	28	23	36	M6105.0370	○	449	321
3.80	6	74	36	29	36	M6105.0380	●	449	321
3.90	6	74	36	29	36	M6105.0390	○	449	321
4.00	6	74	36	29	36	M6105.0400	●	484	345
4.10	6	74	36	29	36	M6105.0410	●	484	345
4.20	6	74	36	29	36	M6105.0420	●	484	345
4.30	6	74	36	29	36	M6105.0430	●	484	345
4.40	6	74	36	29	36	M6105.0440	●	484	345
4.50	6	74	36	29	36	M6105.0450	●	484	345
4.60	6	74	36	29	36	M6105.0460	●	484	345
4.65	6	74	36	29	36	M6105.0465	○	484	345
4.70	6	74	36	29	36	M6105.0470	●	484	345
4.80	6	82	44	35	36	M6105.0480	●	484	345
4.90	6	82	44	35	36	M6105.0490	○	484	345
5.00	6	82	44	35	36	M6105.0500	●	484	345
5.10	6	82	44	35	36	M6105.0510	●	484	345
5.20	6	82	44	35	36	M6105.0520	●	484	345
5.30	6	82	44	35	36	M6105.0530	●	484	345
5.40	6	82	44	35	36	M6105.0540	○	484	345
5.50	6	82	44	35	36	M6105.0550	●	484	345
5.55	6	82	44	35	36	M6105.0555	●	484	345
5.60	6	82	44	35	36	M6105.0560	●	484	345
5.70	6	82	44	35	36	M6105.0570	○	484	345
5.80	6	82	44	35	36	M6105.0580	●	484	345
5.90	6	82	44	35	36	M6105.0590	○	484	345
6.00	6	82	44	35	36	M6105.0600	●	484	345
6.10	8	91	53	43	36	M6105.0610	○	531	379
6.20	8	91	53	43	36	M6105.0620	○	531	379
6.30	8	91	53	43	36	M6105.0630	○	531	379

● = Stock ○ = 1-2 days

ECU-drill-steel M6105, 5xD, internal cooling

Dimensions						Item no	Stock	Net price SEK	Net price DKK
d <sub>1</sub> m7	d <sub>2</sub> h6	l <sub>1</sub>	l <sub>2</sub>	l <sub>3</sub>	l <sub>4</sub>				
6.40	8	91	53	43	36	M6105.0640	●	531	379
6.50	8	91	53	43	36	M6105.0650	●	531	379
6.60	8	91	53	43	36	M6105.0660	○	531	379
6.70	8	91	53	43	36	M6105.0670	○	531	379
6.80	8	91	53	43	36	M6105.0680	●	531	379
6.90	8	91	53	43	36	M6105.0690	●	531	379
7.00	8	91	53	43	36	M6105.0700	●	531	379
7.10	8	91	53	43	36	M6105.0710	○	531	379
7.20	8	91	53	43	36	M6105.0720	○	531	379
7.30	8	91	53	43	36	M6105.0730	○	531	379
7.40	8	91	53	43	36	M6105.0740	●	531	379
7.50	8	91	53	43	36	M6105.0750	●	531	379
7.60	8	91	53	43	36	M6105.0760	○	531	379
7.70	8	91	53	43	36	M6105.0770	○	531	379
7.80	8	91	53	43	36	M6105.0780	●	531	379
7.90	8	91	53	43	36	M6105.0790	●	531	379
8.00	8	91	53	43	36	M6105.0800	●	531	379
8.10	10	103	61	49	40	M6105.0810	○	614	438
8.20	10	103	61	49	40	M6105.0820	●	614	438
8.30	10	103	61	49	40	M6105.0830	○	614	438
8.40	10	103	61	49	40	M6105.0840	○	614	438
8.50	10	103	61	49	40	M6105.0850	●	614	438
8.60	10	103	61	49	40	M6105.0860	●	614	438
8.70	10	103	61	49	40	M6105.0870	●	614	438
8.80	10	103	61	49	40	M6105.0880	●	614	438
8.90	10	103	61	49	40	M6105.0890	○	614	438
9.00	10	103	61	49	40	M6105.0900	●	614	438
9.10	10	103	61	49	40	M6105.0910	●	614	438
9.20	10	103	61	49	40	M6105.0920	○	614	438
9.30	10	103	61	49	40	M6105.0930	●	614	438
9.40	10	103	61	49	40	M6105.0940	○	614	438
9.50	10	103	61	49	40	M6105.0950	●	614	438
9.60	10	103	61	49	40	M6105.0960	○	614	438
9.70	10	103	61	49	40	M6105.0970	○	614	438
9.80	10	103	61	49	40	M6105.0980	●	614	438
9.90	10	103	61	49	40	M6105.0990	●	614	438
10.00	10	103	61	49	40	M6105.1000	●	614	438
10.10	12	118	71	56	45	M6105.1010	●	894	639
10.20	12	118	71	56	45	M6105.1020	●	894	639
10.30	12	118	71	56	45	M6105.1030	●	894	639
10.40	12	118	71	56	45	M6105.1040	○	894	639
10.50	12	118	71	56	45	M6105.1050	●	894	639
10.60	12	118	71	56	45	M6105.1060	○	894	639
10.80	12	118	71	56	45	M6105.1080	○	894	639
11.00	12	118	71	56	45	M6105.1100	●	894	639
11.10	12	118	71	56	45	M6105.1110	○	894	639
11.20	12	118	71	56	45	M6105.1120	○	894	639
11.30	12	118	71	56	45	M6105.1130	●	894	639
11.40	12	118	71	56	45	M6105.1140	○	894	639
11.50	12	118	71	56	45	M6105.1150	●	894	639
11.60	12	118	71	56	45	M6105.1160	○	894	639
11.70	12	118	71	56	45	M6105.1170	○	894	639
11.80	12	118	71	56	45	M6105.1180	●	894	639
11.90	12	118	71	56	45	M6105.1190	○	894	639
12.00	12	118	71	56	45	M6105.1200	●	894	639
12.20	14	124	77	60	45	M6105.1220	○	1201	858

● = Stock ○ = 1-2 days



## ECU-drill-steel M6105, 5xD, internal cooling

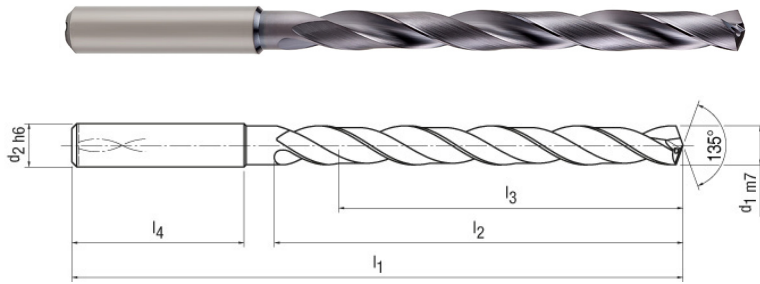
Dimensions						Item no	Stock	Net price SEK	Net price DKK
d <sub>1</sub> m7	d <sub>2</sub> h6	l <sub>1</sub>	l <sub>2</sub>	l <sub>3</sub>	l <sub>4</sub>				
12.50	14	124	77	60	45	M6105.1250	●	1201	858
12.70	14	124	77	60	45	M6105.1270	○	1201	858
12.80	14	124	77	60	45	M6105.1280	●	1201	858
13.00	14	124	77	60	45	M6105.1300	●	1201	858
13.10	14	124	77	60	45	M6105.1310	○	1201	858
13.50	14	124	77	60	45	M6105.1350	○	1201	858
13.70	14	124	77	60	45	M6105.1370	○	1201	858
13.80	14	124	77	60	45	M6105.1380	○	1201	858
14.00	14	124	77	60	45	M6105.1400	●	1201	858
14.20	16	133	83	63	48	M6105.1420	●	1481	1058
14.50	16	133	83	63	48	M6105.1450	○	1481	1058
14.70	16	133	83	63	48	M6105.1470	○	1481	1058
14.80	16	133	83	63	48	M6105.1480	○	1481	1058
15.00	16	133	83	63	48	M6105.1500	○	1481	1058
15.50	16	133	83	63	48	M6105.1550	○	1481	1058
15.70	16	133	83	63	48	M6105.1570	○	1481	1058
15.80	16	133	83	63	48	M6105.1580	○	1481	1058
16.00	16	133	83	63	48	M6105.1600	●	1481	1058
16.50	18	143	93	71	48	M6105.1650	○	2366	1690
17.00	18	143	93	71	48	M6105.1700	○	2366	1690
17.50	18	143	93	71	48	M6105.1750	○	2366	1690
18.00	18	143	93	71	48	M6105.1800	○	2366	1690
18.50	20	153	101	77	50	M6105.1850	○	2579	1842
18.80	20	153	101	77	50	M6105.1880	○	2579	1842
19.00	20	153	101	77	50	M6105.1900	○	2579	1842
19.80	20	153	101	77	50	M6105.1980	○	2579	1842
20.00	20	153	101	77	50	M6105.2000	○	2579	1842

● = Stock ○ = 1-2 days

# ECU-Drill-Steel

8xD, internal cooling  
M6108

**Design:**  
 Drill diameter: 3.00-20.00 mm  
 Bore tolerance:  $\geq IT 9$   
 Coating: MxF  
 Number of cutting edges: 2  
 Number of guiding chamfers: 4  
 Point angle:  $135^\circ$   
 Helix angle:  $30^\circ$



Dimensions						Item no	Stock	Net price SEK	Net price DKK
d <sub>1</sub> m7	d <sub>2</sub> h6	l <sub>1</sub>	l <sub>2</sub>	l <sub>3</sub>	l <sub>4</sub>				
3.00	6	72	34	29	36	M6108.0300	●	901	643
3.10	6	72	34	29	36	M6108.0310	○	901	643
3.20	6	72	34	29	36	M6108.0320	○	901	643
3.30	6	72	34	29	36	M6108.0330	○	901	643
3.40	6	72	34	29	36	M6108.0340	●	901	643
3.50	6	72	34	29	36	M6108.0350	●	901	643
3.60	6	72	34	29	36	M6108.0360	●	901	643
3.70	6	72	34	29	36	M6108.0370	○	901	643
3.80	6	81	43	36	36	M6108.0380	○	901	643
3.90	6	81	43	36	36	M6108.0390	○	901	643
4.00	6	81	43	36	36	M6108.0400	●	901	643
4.10	6	81	43	36	36	M6108.0410	○	901	643
4.20	6	81	43	36	36	M6108.0420	●	901	643
4.30	6	81	43	36	36	M6108.0430	○	901	643
4.40	6	81	43	36	36	M6108.0440	○	901	643
4.50	6	81	43	36	36	M6108.0450	●	901	643
4.60	6	81	43	36	36	M6108.0460	○	901	643
4.70	6	81	43	36	36	M6108.0470	●	901	643
4.80	6	95	57	48	36	M6108.0480	●	901	643
4.90	6	95	57	48	36	M6108.0490	○	901	643
5.00	6	95	57	48	36	M6108.0500	●	901	643
5.10	6	95	57	48	36	M6108.0510	●	901	643
5.20	6	95	57	48	36	M6108.0520	○	901	643
5.30	6	95	57	48	36	M6108.0530	○	901	643
5.50	6	95	57	48	36	M6108.0550	○	901	643
5.70	6	95	57	48	36	M6108.0570	○	901	643
5.80	6	95	57	48	36	M6108.0580	○	901	643
5.90	6	95	57	48	36	M6108.0590	○	901	643
6.00	6	95	57	48	36	M6108.0600	●	901	643
6.10	8	114	76	64	36	M6108.0610	○	1120	800
6.20	8	114	76	64	36	M6108.0620	●	1120	800
6.30	8	114	76	64	36	M6108.0630	○	1120	800
6.50	8	114	76	64	36	M6108.0650	●	1120	800
6.60	8	114	76	64	36	M6108.0660	○	1120	800
6.70	8	114	76	64	36	M6108.0670	○	1120	800
6.80	8	114	76	64	36	M6108.0680	●	1120	800

● = Stock ○ = 1-2 days

ECU-drill-steel M6108, 8xD, internal cooling


Dimensions						Item no	Stock	Net price SEK	Net price DKK
d <sub>1</sub> m7	d <sub>2</sub> h6	l <sub>1</sub>	l <sub>2</sub>	l <sub>3</sub>	l <sub>4</sub>				
6.90	8	114	76	64	36	M6108.0690	○	1120	800
7.00	8	114	76	64	36	M6108.0700	●	1120	800
7.10	8	114	76	64	36	M6108.0710	●	1120	800
7.40	8	114	76	64	36	M6108.0740	●	1120	800
7.50	8	114	76	64	36	M6108.0750	○	1120	800
7.70	8	114	76	64	36	M6108.0770	○	1120	800
7.80	8	114	76	64	36	M6108.0780	○	1120	800
7.90	8	114	76	64	36	M6108.0790	●	1120	800
8.00	8	114	76	64	36	M6108.0800	●	1120	800
8.10	10	142	95	80	40	M6108.0810	●	1374	982
8.20	10	142	95	80	40	M6108.0820	○	1374	982
8.30	10	142	95	80	40	M6108.0830	○	1374	982
8.50	10	142	95	80	40	M6108.0850	●	1374	982
8.60	10	142	95	80	40	M6108.0860	○	1374	982
8.70	10	142	95	80	40	M6108.0870	●	1374	982
8.80	10	142	95	80	40	M6108.0880	●	1374	982
9.00	10	142	95	80	40	M6108.0900	●	1374	982
9.10	10	142	95	80	40	M6108.0910	○	1374	982
9.20	10	142	95	80	40	M6108.0920	○	1374	982
9.30	10	142	95	80	40	M6108.0930	○	1374	982
9.40	10	142	95	80	40	M6108.0940	○	1374	982
9.50	10	142	95	80	40	M6108.0950	○	1374	982
9.70	10	142	95	80	40	M6108.0970	○	1374	982
9.80	10	142	95	80	40	M6108.0980	○	1374	982
9.90	10	142	95	80	40	M6108.0990	○	1374	982
10.00	10	142	95	80	40	M6108.1000	●	1374	982
10.20	12	162	114	96	45	M6108.1020	●	1887	1348
10.30	12	162	114	96	45	M6108.1030	●	1887	1348
10.50	12	162	114	96	45	M6108.1050	○	1887	1348
10.80	12	162	114	96	45	M6108.1080	●	1887	1348
11.00	12	162	114	96	45	M6108.1100	●	1887	1348
11.20	12	162	114	96	45	M6108.1120	○	1887	1348
11.50	12	162	114	96	45	M6108.1150	○	1887	1348
11.70	12	162	114	96	45	M6108.1170	○	1887	1348
11.80	12	162	114	96	45	M6108.1180	○	1887	1348
12.00	12	162	114	96	45	M6108.1200	●	1887	1348
12.20	14	178	133	112	45	M6108.1220	●	2825	2018
12.50	14	178	133	112	45	M6108.1250	○	2825	2018
12.80	14	178	133	112	45	M6108.1280	○	2825	2018
13.00	14	178	133	112	45	M6108.1300	○	2825	2018
13.50	14	178	133	112	45	M6108.1350	○	2825	2018
13.80	14	178	133	112	45	M6108.1380	○	2825	2018
14.00	14	178	133	112	45	M6108.1400	○	2825	2018
14.50	16	203	152	128	48	M6108.1450	○	3724	2660
15.00	16	203	152	128	48	M6108.1500	○	3724	2660
15.50	16	203	152	128	48	M6108.1550	○	3724	2660
15.80	16	203	152	128	48	M6108.1580	○	3724	2660
16.00	16	203	152	128	48	M6108.1600	●	3724	2660
16.50	18	222	171	144	48	M6108.1650	○	4698	3356
17.00	18	222	171	144	48	M6108.1700	○	4698	3356
17.50	18	222	171	144	48	M6108.1750	○	4698	3356
18.00	18	222	171	144	48	M6108.1800	○	4698	3356
18.50	20	243	190	160	50	M6108.1850	○	5384	3846
19.00	20	243	190	160	50	M6108.1900	○	5384	3846
20.00	20	243	190	160	50	M6108.2000	○	5384	3846

● = Stock ○ = 1-2 days

# ECU-Drill-Steel

12xD, internal cooling  
M6112

**Design:**  
 Drill diameter: 3.00-20.00 mm  
 Bore tolerance: ≥ IT 9  
 Coating: MxF  
 Number of cutting edges: 2  
 Number of guiding chamfers: 4  
 Point angle: 135°  
 Helix angle: 30°



Dimensions						Item no	Stock	Net price SEK	Net price DKK
d <sub>1</sub> m7	d <sub>2</sub> h6	l <sub>1</sub>	l <sub>2</sub>	l <sub>3</sub>	l <sub>4</sub>				
3.00	6	92	54	48	36	M6112.0300	●	1228	877
3.10	6	92	54	48	36	M6112.0310	○	1228	877
3.20	6	92	54	48	36	M6112.0320	○	1228	877
3.30	6	92	54	48	36	M6112.0330	○	1228	877
3.40	6	92	54	48	36	M6112.0340	○	1228	877
3.50	6	92	54	48	36	M6112.0350	○	1228	877
3.60	6	92	54	48	36	M6112.0360	○	1228	877
3.70	6	92	54	48	36	M6112.0370	○	1228	877
3.80	6	102	64	58	36	M6112.0380	○	1228	877
3.90	6	102	64	58	36	M6112.0390	○	1228	877
4.00	6	102	64	58	36	M6112.0400	●	1228	877
4.10	6	102	64	58	36	M6112.0410	○	1228	877
4.20	6	102	64	58	36	M6112.0420	○	1228	877
4.30	6	102	64	58	36	M6112.0430	○	1228	877
4.40	6	102	64	58	36	M6112.0440	○	1228	877
4.50	6	102	64	58	36	M6112.0450	○	1228	877
4.60	6	102	64	58	36	M6112.0460	○	1228	877
4.70	6	102	64	58	36	M6112.0470	○	1228	877
4.80	6	116	78	70	36	M6112.0480	○	1228	877
4.90	6	116	78	70	36	M6112.0490	○	1228	877
5.00	6	116	78	70	36	M6112.0500	●	1228	877
5.10	6	116	78	70	36	M6112.0510	○	1228	877
5.20	6	116	78	70	36	M6112.0520	○	1228	877
5.50	6	116	78	70	36	M6112.0550	○	1228	877
5.80	6	116	78	70	36	M6112.0580	○	1228	877
6.00	6	116	78	70	36	M6112.0600	●	1228	877
6.30	8	146	108	94	36	M6112.0630	○	1351	965
6.50	8	146	108	94	36	M6112.0650	○	1351	965
6.60	8	146	108	94	36	M6112.0660	○	1351	965
6.80	8	146	108	94	36	M6112.0680	○	1351	965
7.00	8	146	108	94	36	M6112.0700	●	1351	965
7.40	8	146	108	94	36	M6112.0740	○	1351	965
7.50	8	146	108	94	36	M6112.0750	○	1351	965
7.80	8	146	108	94	36	M6112.0780	○	1351	965
8.00	8	146	108	94	36	M6112.0800	●	1351	965
8.10	10	162	120	110	40	M6112.0810	○	1897	1355
8.20	10	162	120	110	40	M6112.0820	○	1897	1355
8.50	10	162	120	110	40	M6112.0850	○	1897	1355

● = Stock ○ = 1-2 days

## ECU-drill-steel M6112, 12xD, internal cooling

Dimensions						Item no	Stock	Net price SEK	Net price DKK
d <sub>1</sub> m7	d <sub>2</sub> h6	l <sub>1</sub>	l <sub>2</sub>	l <sub>3</sub>	l <sub>4</sub>				
9.00	10	162	120	110	40	M6112.0900	●	1897	1355
9.30	10	162	120	110	40	M6112.0930	○	1897	1355
9.50	10	162	120	110	40	M6112.0950	○	1897	1355
9.80	10	162	120	110	40	M6112.0980	○	1897	1355
10.00	10	162	120	110	40	M6112.1000	●	1897	1355
10.20	12	204	156	142	45	M6112.1020	○	2752	1966
10.50	12	204	156	142	45	M6112.1050	○	2752	1966
11.00	12	204	156	142	45	M6112.1100	○	2752	1966
11.50	12	204	156	142	45	M6112.1150	○	2752	1966
11.80	12	204	156	142	45	M6112.1180	○	2752	1966
12.00	12	204	156	142	45	M6112.1200	●	2752	1966
12.50	14	230	182	166	45	M6112.1250	○	3512	2508
13.00	14	230	182	166	45	M6112.1300	○	3512	2508
13.50	14	230	182	166	45	M6112.1350	○	3512	2508
14.00	14	230	182	166	45	M6112.1400	○	3512	2508
15.00	16	260	208	192	48	M6112.1500	○	4627	3305
16.00	16	260	208	192	48	M6112.1600	○	4627	3305
17.00	18	285	234	216	48	M6112.1700	○	5527	3948
17.50	18	285	234	216	48	M6112.1750	○	5527	3948
18.00	18	285	234	216	48	M6112.1800	○	5527	3948

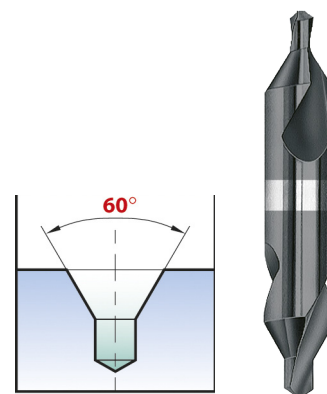
● = Stock ○ = 1-2 days

## Center Drill 351 AlCrN

DIN 333A, HSSE

Alcrona coated. 60° chamfer.

Diameter k12 mm	Fästets diam. h8 mm	Borrens längd mm	Totallängd mm	Item no	Stock	Net price SEK	Net price DKK
1	3.15	1.3 - 1.6	31	1529.0100	●	82	59
1.25	3.15	1.6 - 1.9	31	1529.0125	●	82	59
1.6	4	2 - 2.4	35	1529.0160	●	82	59
2	5	2.5 - 2.9	40	1529.0200	●	92	66
2.5	6.3	3.1 - 3.6	45	1529.0250	●	103	74
3.15	8	3.9 - 4.4	50	1529.0315	●	126	90
4	10	5 - 5.6	55	1529.0400	●	145	103
5	12.5	6.3 - 6.9	63	1529.0500	●	215	153
6.3	16	8 - 8.6	71	1529.0630	●	344	246

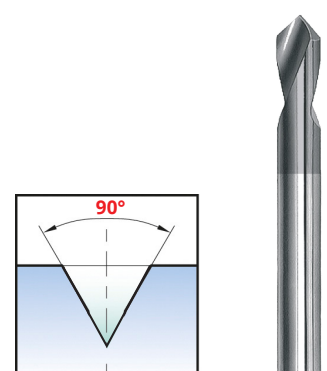


## NC-Drill 357 AlCrN

ISO 10898, HSSE

Alcrona coated. 90° point.

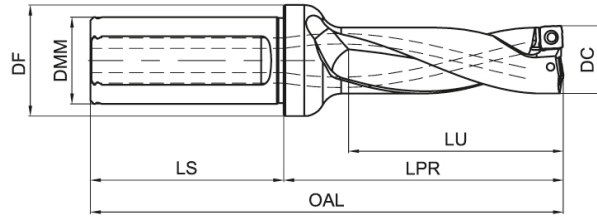
Diameter h6 mm	Spårlängd mm	Totallängd mm	Item no	Stock	Net price SEK	Net price DKK
5	15	60	1527.0500	●	150	107
6	20	66	1527.0600	●	154	110
8	25	79	1527.0800	●	206	147
10	25	89	1527.1000	●	250	178
12	30	102	1527.1200	●	277	198
14	35	115	1527.1400	○	381	272
16	35	115	1527.1600	●	387	276
20	40	131	1527.2000	●	672	480



# GHDS-3D / GHD-3D

## Indexable Drill 3xD

- Same insert can be used as inside or outside insert
- Optimized inner and outer insert structure design
- Internal coolant outlet directly inject insert rake surface
- Double twisted coolant channel
- Optimized flute design



Dia.	Description	Dimension (mm)							Stock	Insert	Item no	List price SEK	List price DKK
		DC	DMM	DF	LS	LU	LPR	OAL					
14	GHDS-140-3D	14	20	25	50	45	58	108	●	QPMG 040204	6603.1400	1958	1399
14.5	GHDS-145-3D	14.5	20	25	50	47	60	110	●		6603.1450	1958	1399
15	GHDS-150-3D	15	20	25	50	50	62	112	●		6603.1500	1958	1399
15.5	GHDS-155-3D	15.5	20	25	50	52	64	114	●		6603.1550	1958	1399
16	GHDS-160-3D	16	20	25	50	51	66	116	●	QPMG 050204	6603.1600	1958	1399
16.5	GHDS-165-3D	16.5	20	25	50	53	68	118	●		6603.1650	1958	1399
17	GHDS-170-3D	17	25	32	56	54	69	125	●		6603.1700	1958	1399
17.5	GHDS-175-3D	17.5	25	32	56	56	72	128	●		6603.1750	1958	1399
18	GHDS-180-3D	18	25	32	56	58	73	129	●	QPMG 060204	6603.1800	1958	1399
18.5	GHDS-185-3D	18.5	25	32	56	60	75	131	●		6603.1850	1958	1399
19	GHDS-190-3D	19	25	32	56	60	76	132	●		6603.1900	1958	1399
19.5	GHDS-195-3D	19.5	25	32	56	62	79	135	●		6603.1950	1958	1399
20	GHDS-200-3D	20	25	32	56	64	81	137	●	QPMG 07T306	6603.2000	1958	1399
20.5	GHDS-205-3D	20.5	25	32	56	65	82	138	●		6603.2050	2175	1554
21	GHDS-210-3D	21	25	32	56	67	84	140	●		6603.2100	2175	1554
21.5	GHDS-215-3D	21.5	25	32	56	69	86	142	●		6603.2150	2175	1554
22	GHDS-220-3D	22	25	32	56	69	87	143	●	QPMG 09T308	6603.2200	2175	1554
22.5	GHDS-225-3D	22.5	25	32	56	72	90	146	●		6603.2250	2175	1554
23	GHDS-230-3D	23	25	32	56	72	91	147	●		6603.2300	2175	1554
23.5	GHDS-235-3D	23.5	25	32	56	75	93	149	●		6603.2350	2175	1554
24	GHDS-240-3D	24	25	32	56	76	95	151	●	QPMG 07T306	6603.2400	2175	1554
24.5	GHDS-245-3D	24.5	25	32	56	77	97	153	●		6603.2450	2175	1554
25	GHDS-250-3D	25	25	32	56	79	99	155	●		6603.2500	2175	1554
25.5	GHDS-255-3D	25.5	32	40	60	80	100	160	●		6603.2550	2455	1754
26	GHDS-260-3D	26	32	40	60	81	102	162	●	QPMG 09T308	6603.2600	2455	1754
26.5	GHDS-265-3D	26.5	32	40	60	84	104	164	●		6603.2650	2455	1754
27	GHDS-270-3D	27	32	40	60	85	105	165	●		6603.2700	2455	1754
27.5	GHDS-275-3D	27.5	32	40	60	88	108	168	●		6603.2750	2455	1754
28	GHDS-280-3D	28	32	40	60	87	109	169	●	QPMG 110408	6603.2800	2455	1754
28.5	GHDS-285-3D	28.5	32	40	60	90	111	171	●		6603.2850	2455	1754
29	GHDS-290-3D	29	32	40	60	91	112	172	●		6603.2900	2455	1754
29.5	GHDS-295-3D	29.5	32	40	60	93	115	175	●		6603.2950	2455	1754
30	GHDS-300-3D	30	32	40	60	95	117	177	●	QPMG 09T308	6603.3000	2455	1754
30.5	GHDS-305-3D	30.5	32	40	60	97	118	178	●		6603.3050	2455	1754
31	GHDS-310-3D	31	40	48	70	98	121	191	●		6603.3100	2704	1931
31.5	GHDS-315-3D	31.5	40	48	70	98	122	192	●		6603.3150	2704	1931
32	GHDS-320-3D	32	40	48	70	101	124	194	●	QPMG 110408	6603.3200	2704	1931
32.5	GHDS-325-3D	32.5	40	48	70	103	126	196	●		6603.3250	2704	1931
33	GHDS-330-3D	33	40	48	70	104	128	198	●		6603.3300	2704	1931
33.5	GHDS-335-3D	33.5	40	48	70	106	130	200	●		6603.3350	2704	1931
34	GHDS-340-3D	34	40	48	70	108	131	201	●	QPMG 110408	6603.3400	2704	1931
34.5	GHDS-345-3D	34.5	40	48	70	109	134	204	●		6603.3450	2704	1931
35	GHDS-350-3D	35	40	48	70	112	135	205	●		6603.3500	2704	1931
35.5	GHDS-355-3D	35.5	40	48	70	114	137	207	●		6603.3550	2704	1931
36	GHDS-360-3D	36	40	48	70	113	139	209	●	6603.3600	2890	2064	

GHDS-3D / GHD-3D


Dia.	Description	Dimension (mm)							Stock	Insert	Item no	List price SEK	List price DKK
		DC	DMM	DF	LS	LU	LPR	OAL					
36.5	GHDS-365-3D	36.5	40	48	70	116	141	211	●	QPMG 110408	6603.3650	2890	2064
37	GHDS-370-3D	37	40	48	70	117	142	212	●		6603.3700	3015	2153
37.5	GHDS-375-3D	37.5	40	48	70	118	144	214	●		6603.3750	3015	2153
38	GHDS-380-3D	38	40	48	70	122	146	216	●		6603.3800	3015	2153
38.5	GHDS-385-3D	38.5	40	48	70	122	148	218	●		6603.3850	3015	2153
39	GHDS-390-3D	39	40	48	70	125	149	219	●		6603.3900	3015	2153
39.5	GHDS-395-3D	39.5	40	48	70	124	151	221	●		6603.3950	3015	2153
40	GHDS-400-3D	40	40	48	70	126	153	223	●		6603.4000	3015	2153
40.5	GHDS-405-3D	40.5	40	48	70	126	126	225	○		6603.4050	4129	2950
41	GHDS-410-3D	41	40	48	70	129	129	227	●		QPMG 130408	6603.4100	4129
41.5	GHDS-415-3D	41.5	40	48	70	132	132	226.1	●	6603.4150		4129	2950
42	GHDS-420-3D	42	40	48	70	133	133	230	●	6603.4200		4129	2950
42.5	GHDS-425-3D	42.5	40	48	70	133	133	232	●	6603.4250		4129	2950
43	GHDS-430-3D	43	40	48	70	135	135	234	●	6603.4300		4129	2950
43.5	GHDS-435-3D	43.5	40	48	70	136	136	236	○	6603.4350		4129	2950
44	GHDS-440-3D	44	40	48	70	137	137	237	●	6603.4400		4129	2950
44.5	GHDS-445-3D	44.5	40	48	70	139	139	240	○	6603.4450		4129	2950
45	GHDS-450-3D	45	40	48	70	142	142	242	●	6603.4500		4129	2950
45.5	GHDS-455-3D	45.5	40	48	70	143	143	244	●	6603.4550		4839	3456
46	GHDS-460-3D	46	40	48	70	146	146	246	●	QPMG 150512	6603.4600	4839	3456
46.5	GHDS-465-3D	46.5	40	48	70	150	150	248	●		6603.4650	4839	3456
47	GHDS-470-3D	47	40	48	70	152	152	249	●		6603.4700	4839	3456
47.5	GHDS-475-3D	47.5	40	48	70	155	155	251	●		6603.4750	4839	3456
48	GHDS-480-3D	48	40	48	70	159	159	253	●		6603.4800	4839	3456
48.5	GHDS-485-3D	48	40	48	70	159	159	258	●		6603.4850	4149	2963
49	GHDS-490-3D	49	40	49	70	159	159	258	●		6603.4900	4149	2963
49.5	GHDS-495-3D	49.5	40	49	70	159	159	258	○		6603.4950	4149	2963
50	GHD-500-3D	50.0	40	50	70	191	156	261	●		6603.5000	4149	2963

● Stock ○ =2 weeks

# Inserts for GHDS-3D/GHD-3D

## Recommended cutting data

- GA4230: Universal grade
- GM3220: For stainless steel
- GS4130: Suitable for HRSA material and unstable conditions.



Item no	Description	Grade	Dimensions				Drilling Dia.	Stock	List price SEK	List price DKK
			IC	t	r	d1				
6603.0010	QPMG040204-DP	GA4230	4.70	2.30	0.40	2.20	14-15.9	●	84	60
6603.0110	QPMG040204-DP	GH4115	4.70	2.30	0.40	2.20	14-15.9	●	84	60
6603.0120	QPMG040204-DP	GH4125	4.70	2.30	0.40	2.20	14-15.9	●	84	60
6603.0012	QPMG040204-DP	GM3220	4.70	2.30	0.40	2.20	14-15.9	●	84	60
6603.0015	QPMG040204-DP	GS4130	4.70	2.30	0.40	2.20	14-15.9	●	84	60
6603.0020	QPMG050204-DP	GA4230	5.70	2.50	0.40	2.60	16-18.9	●	90	64
6603.0022	QPMG050204-DP	GM3220	5.70	2.50	0.40	2.60	16-18.9	●	90	64
6603.0025	QPMG050204-DP	GS4130	5.70	2.50	0.40	2.60	16-18.9	●	90	64
6603.0090	QPMG060204-DP	GK4125	6.50	2.50	0.40	2.60	19-22.5	○	97	69
6603.0030	QPMG060204-DP	GA4230	6.50	2.50	0.40	2.60	19-22.5	●	97	69
6603.0032	QPMG060204-DP	GM3220	6.50	2.50	0.40	2.60	19-22.5	●	97	69
6603.0035	QPMG060204-DP	GS4130	6.50	2.50	0.40	2.60	19-22.5	●	97	69
6603.0040	QPMG07T306-DP	GA4230	7.94	3.20	0.60	2.85	22.6-27.0	●	103	74
6603.0042	QPMG07T306-DP	GM3220	7.94	3.20	0.60	2.85	22.6-27.0	●	103	74
6603.0045	QPMG07T306-DP	GS4130	7.94	3.20	0.60	2.85	22.6-27.0	●	103	74
6603.0050	QPMG09T308-DP	GA4230	9.70	3.50	0.80	3.50	27.1-33.0	●	113	81
6603.0052	QPMG09T308-DP	GM3220	9.70	3.50	0.80	3.50	27.1-33.0	●	113	81
6603.0055	QPMG09T308-DP	GS4130	9.70	3.50	0.80	3.50	27.1-33.0	●	113	81
6603.0060	QPMG110408-DP	GA4230	11.50	4.76	0.80	4.40	33.1-40	●	115	82
6603.0062	QPMG110408-DP	GM3220	11.50	4.76	0.80	4.40	33.1-40	●	115	82
6603.0065	QPMG110408-DP	GS4130	11.50	4.76	0.80	4.40	33.1-40	●	115	82
6603.0070	QPMG130408-DP	GA4230	13.20	4.76	0.80	4.40	40.1-45	●	133	95
6603.0072	QPMG130408-DP	GM3220	13.20	4.76	0.80	4.40	40.1-45	●	133	95
6603.0075	QPMG130408-DP	GS4130	13.20	4.76	0.80	4.40	40.1-45	●	133	95
6603.0080	QPMG150512-DP	GA4230	15.20	5.20	1.20	5.50	45.1-51	●	151	108
6603.0082	QPMG150512-DP	GM3220	15.20	5.20	1.20	5.50	45.1-51	●	151	108
6603.0085	QPMG150512-DP	GS4130	15.20	5.20	1.20	5.50	45.1-51	●	151	108

● = Stock ○ = 2 weeks

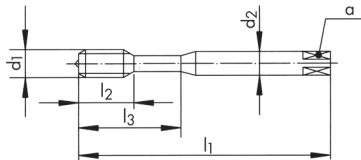
Workpiece	Hardness	Cutting speed Vc m/min	Feed (mm/rev) *According to the drills diameter				
			Ø 14.0-22.5	Ø 23.0-27.0	Ø 27.5-33.0	Ø 33.5-51.0	
<b>P</b>	Unalloy steel	<125 HB	140-180-220	0.04-0.10	0.04-0.12	0.06-0.16	0.08-0.18
	Alloy steel	<25 HRC	140-180-220	0.04-0.10	0.04-0.12	0.06-0.16	0.08-0.18
	Alloy and tool steel	< 35 HRC	100-160-200	0.04-0.10	0.06-0.12	0.08-0.16	0.08-0.18
		35-48 HRC	80-160-200	0.04-0.10	0.06-0.12	0.08-0.16	0.08-0.18
		<35 HRC	80-160-200	0.03-0.08	0.04-0.12	0.08-0.14	0.08-0.16
<b>M</b>	Stainless	130-200 HB	100-140-200	0.04-0.10	0.06-0.12	0.06-0.14	0.06-0.16
	Stainless austenitic	<25 HRC	60-140-180	0.03-0.08	0.04-0.12	0.06-0.14	0.06-0.16
<b>K</b>	Gray Cast Iron	<32 HRC	140-180-230	0.04-0.10	0.06-0.14	0.06-0.16	0.08-0.20
	Ductile Cast Iron	<28 HRC	120-160-200	0.04-0.10	0.06-0.14	0.06-0.16	0.08-0.20
	Alloy Cast Iron	<45 HRC	100-160-200	0.04-0.10	0.06-0.12	0.08-0.16	0.08-0.18
<b>S</b>	Ni Superalloy		30-50-80	0.03-0.06	0.04-0.08	0.04-0.10	0.06-0.12
	Titanium Superalloy		30-50-70	0.03-0.08	0.04-0.10	0.06-0.10	0.06-0.12
<b>H</b>	Hardened steel	40 HRC	30-45-60	0.04-0.08	0.04-0.10	0.06-0.12	0.08-0.14



# Tap Q320VS-4 | Q420VS-4 M

DIN 371 / DIN 376

Coated PM tap, universal for different types of material



11	12	13	14	15	21
22	23	24	31	32	51
52	61	62	63	71	72
73	74	81	82	83	

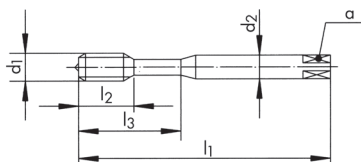


Dimensions									Item no	Stock	Net price SEK	Net price DKK
Ø d1	P	l1	l2	l3	d2	a						
3	0.50	56	12.0	18	3.5	2.7	3	2.50	22.195494	●	231	165
4	0.70	63	14.0	21	4.6	3.4	3	3.30	22.195495	●	231	165
5	0.80	70	15.0	25	6.0	4.9	3	4.20	22.195496	●	236	169
6	1.00	80	17.0	30	6.0	4.9	3	5.00	22.195497	●	245	175
8	1.25	90	20.0	35	8.0	6.2	3	6.80	22.195498	●	282	202
10	1.50	100	22.0	39	10.0	8.0	3	8.50	22.195499	●	336	240
12	1.75	110	24.0		9.0	7.0	3	10.20	22.195500	●	389	278
14	2.00	110	28.0		11.0	9.0	3	12.00	22.195501	○	551	393
16	2.00	110	30.0		12.0	9.0	3	14.00	22.195502	●	570	407
20	2.50	140	36.0		16.0	12.0	4	17.50	22.195503	●	897	641
24	3.00	160	39.0		18.0	14.5	4	21.00	22.195504	●	1227	876

# Tap Q360VS-3 | Q460VS-3 M

DIN 371 / DIN 376

Coated PM tap, universal for different types of material



11	12	13	14	15	21
22	23	24	31	32	51
52	61	62	63	71	72
73	74	81	82	83	



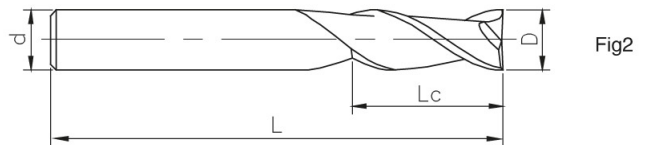
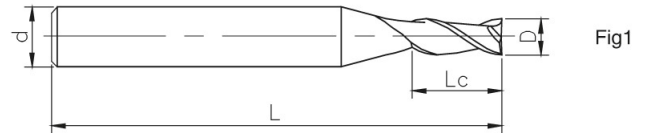

Dimensions									Item no	Stock	Net price SEK	Net price DKK
Ø d1	P	l1	l2	l3	d2	a						
3	0.50	56	5.5	18	3.5	2.7	3	2.50	22.195516	●	250	179
4	0.70	63	7.5	21	4.5	3.4	3	3.30	22.195517	●	250	179
5	0.80	70	9.0	25	6.0	4.9	3	4.20	22.195518	●	256	183
6	1.00	80	11.0	3	6.0	4.9	3	5.00	22.195519	●	264	189
8	1.25	90	12.5	35	8.0	6.2	3	6.80	22.195520	●	304	217
10	1.50	100	14.0	39	10.0	8.0	3	8.50	22.195521	●	367	262
12	1.75	110	14.0		9.0	7.0	3	10.20	22.195522	●	429	306
14	2.00	110	14.0		11.0	9.0	3	12.00	22.195523	○	598	427
16	2.00	110	18.0		12.0	9.0	3	14.00	22.195524	●	629	449
20	2.50	140	24.0		16.0	12.0	3	17.50	22.195525	○	960	685
24	3.00	160	27.0		18.0	14.5	4	21.00	22.195526	●	1321	944

● = Stock ○ = 1-2 days

# UP210-S2

## 2 fluted coated square solid carbide end mill, normal length

- Suitable for steels & cast iron ( $\leq 48$  HRC)
- High performance AlCr series coating with high temperature resistance and high wear resistance.



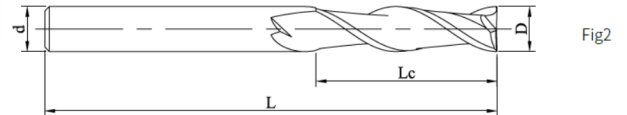
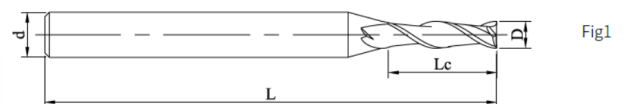

Dimensions				Fig	z	Item no	Stock	Net price SEK	Net price DKK
D	Lc	L	d						
1	3	50	4	1	2	UP210-S2-01003	●	73	52
1.5	4	50	4	1	2	UP210-S2-01504	●	73	52
2	6	50	4	1	2	UP210-S2-02006	●	73	52
2.5	8	50	4	1	2	UP210-S2-02508	●	73	52
3	9	50	4	1	2	UP210-S2-03009	●	73	52
4	11	50	4	2	2	UP210-S2-04011	●	73	52
4.5	11	50	6	1	2	UP210-S2-04513	●	101	72
5	13	50	6	1	2	UP210-S2-05013	●	101	72
6	16	50	6	2	2	UP210-S2-06016	●	101	72
7	20	60	8	1	2	UP210-S2-07020	●	159	114
8	20	60	8	2	2	UP210-S2-08020	●	159	114
9	23	75	10	1	2	UP210-S2-09023	●	301	215
10	25	75	10	2	2	UP210-S2-10025	●	301	215
11	28	75	12	1	2	UP210-S2-11028	●	364	260
12	30	75	12	2	2	UP210-S2-12030	●	364	260
16	36	100	36	2	2	UP210-S2-16036	●	722	516
20	45	100	20	2	2	UP210-S2-20045	●	1088	777

● = Stock ○ = 2 weeks

# UP210-SL2

## 2 fluted coated square solid carbide end mill, long length

- Suitable for steels & cast iron ( $\leq 48$  HRC)
- High performance AlCr series coating with high temperature resistance and high wear resistance.



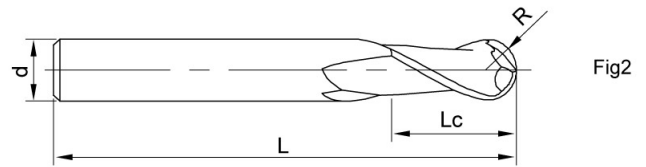
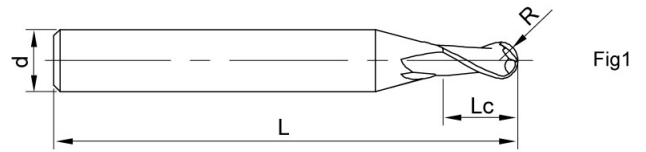
Dimensions				Fig	z	Item no	Stock	Net price SEK	Net price DKK
D	Lc	L	d						
2	15	75	4	1	2	UP210-SL2-02015	●	135	96
3	25	75	4	1	2	UP210-SL2-03025	●	135	96
4	30	75	4	2	2	UP210-SL2-04030	●	135	96
5	30	75	6	1	2	UP210-SL2-05030	●	160	114
6	35	75	6	2	2	UP210-SL2-06035	●	160	114
8	40	100	8	2	2	UP210-SL2-08040	●	289	207
10	45	100	10	2	2	UP210-SL2-10045	●	387	276
12	50	100	12	2	2	UP210-SL2-12050	●	522	373
14	55	100	14	2	2	UP210-SL2-14055	●	698	499
16	60	150	16	2	2	UP210-SL2-16060	●	1213	866
18	65	150	18	2	2	UP210-SL2-18065	●	1579	1128
20	70	150	20	2	2	UP210-SL2-20070	●	1862	1330

● = Stock ○ = 2 weeks

# UP210-B2

## 2 fluted, coated radius solid carbide end mill, normal length

- Suitable for steels & cast iron ( $\leq 48$  HRC)
- High performance AlCr series coating with high temperature resistance and high wear resistance.



Dimensions					Fig	z	Item no	Stock	Net price SEK	Net price DKK
D	R	Lc	L	d						
1	0.5	2	50	4	1	2	UP210-B2-01002	●	100	72
1.5	0.75	3	50	4	1	2	UP210-B2-01503	●	100	72
2	1	4	50	4	1	2	UP210-B2-02004	●	100	72
3	1.5	6	50	4	1	2	UP210-B2-03006	●	100	72
4	2	8	50	4	2	2	UP210-B2-04008	●	100	72
5	2.5	10	50	6	1	2	UP210-B2-05010	●	125	89
6	3	12	50	6	2	2	UP210-B2-06012	●	125	89
7	3.5	14	60	8	1	2	UP210-B2-07014	●	193	138
8	4	14	60	8	2	2	UP210-B2-08014	●	193	138
9	4.5	16	75	10	1	2	UP210-B2-09016	●	382	273
10	5	18	75	10	2	2	UP210-B2-10018	●	397	283
11	5.5	20	75	12	1	2	UP210-B2-11020	●	446	319
12	6	22	75	12	2	2	UP210-B2-12022	●	446	319
13	6.5	26	90	14	1	2	UP210-B2-13026	●	779	557
14	7	26	90	14	2	2	UP210-B2-14026	●	779	557
15	7.5	30	90	16	1	2	UP210-B2-15030	●	771	551
16	8	30	100	16	2	2	UP210-B2-16030	●	814	581
18	9	34	100	18	2	2	UP210-B2-18034	●	1162	830
20	10	38	100	20	2	2	UP210-B2-20038	●	1242	887

● = Stock ○ = 2 weeks

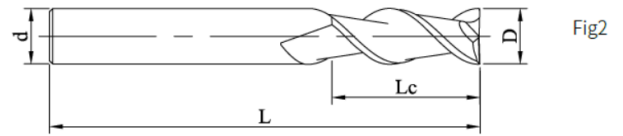
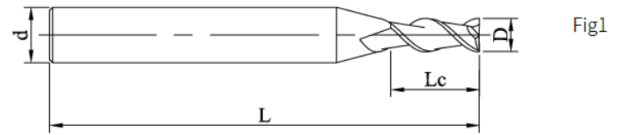
# UA100-S2

## 2 fluted, coated square solid carbide end mill, normal length

- Suitable for aluminium alloy ( $Si \leq 12\%$ ) and copper alloy ( $<200HB$ ) general processing
- Special edge design, reduces vibration, effectively solve the crumbs.



N



Dimensions				Fig	z	Item no	Stock	Net price SEK	Net price DKK
D	Lc	L	d						
1	3	50	4	1	2	UA100-S2-01003	●	73	52
1.5	4	50	4	1	2	UA100-S2-01504	●	73	52
2	6	50	4	1	2	UA100-S2-02006	●	73	52
3	9	50	4	1	2	UA100-S2-03009	●	73	52
4	11	50	4	2	2	UA100-S2-04011	●	73	52
4.5	12	50	6	1	2	UA100-S2-04512	●	102	73
5	13	50	6	1	2	UA100-S2-05013	●	102	73
5.5	16	50	6	1	2	UA100-S2-05516	●	102	73
6	16	50	6	2	2	UA100-S2-06016	●	102	73
7	20	60	8	1	2	UA100-S2-07020	●	155	111
8	20	60	8	2	2	UA100-S2-08020	●	155	111
9	23	75	10	1	2	UA100-S2-09023	●	295	211
10	25	75	10	2	2	UA100-S2-10025	●	295	211
12	30	75	12	2	2	UA100-S2-12030	●	357	255
16	36	100	16	2	2	UA100-S2-16036	●	755	539
20	45	100	20	2	2	UA100-S2-20045	●	1148	820

● = Stock ○ = 2 weeks

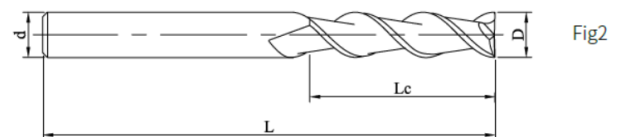
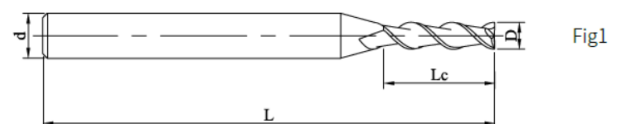
# UA100-SL2

## 2 fluted, coated square solid carbide end mill, long length

- Suitable for aluminium alloy ( $Si \leq 12\%$ ) and copper alloy ( $<200HB$ ) general processing
- Special edge design, reduces vibration, effectively solve the crumbs.



N



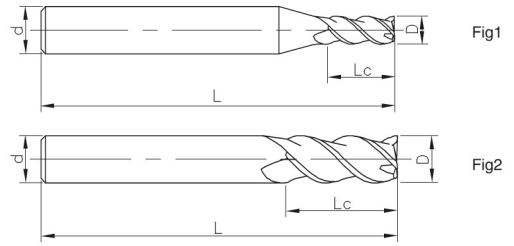

Dimensions				Fig	z	Item no	Stock	Net price SEK	Net price DKK
D	Lc	L	d						
2	20	75	4	1	2	UA100-SL2-02020	●	149	106
3	25	75	4	1	2	UA100-SL2-03025	●	149	106
4	30	75	4	2	2	UA100-SL2-04030	●	149	106
5	30	75	6	1	2	UA100-SL2-05030	●	184	131
6	35	75	6	2	2	UA100-SL2-06035	●	184	131
8	40	100	8	2	2	UA100-SL2-08040	●	263	188
10	45	100	10	2	2	UA100-SL2-10045	●	410	293
12	50	100	12	2	2	UA100-SL2-12050	●	482	344
16	60	150	16	2	2	UA100-SL2-16060	●	1114	796
20	70	150	20	2	2	UA100-SL2-20070	●	1694	1210

● = Stock ○ = 2 weeks

# UP210-S3

## 3 fluted, coated square solid carbide end mill, normal length

- Suitable for steels & cast iron ( $\leq 48$  HRC)
- High performance AlCr series coating with high temperature resistance and high wear resistance.



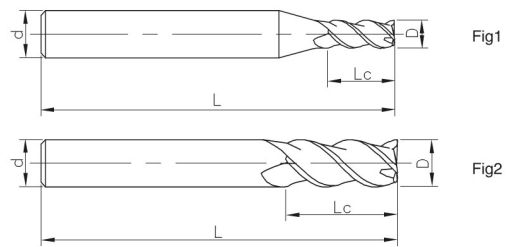
Dimensions				Fig	z	Item no	Stock	Net price SEK	Net price DKK
D	Lc	L	d						
3	9	50	4	1	3	UP210-S3-03009	●	73	52
4	11	50	4	2	3	UP210-S3-04011	●	73	52
5	13	50	6	1	3	UP210-S3-05013	●	101	72
6	16	50	6	2	3	UP210-S3-06016	●	101	72
8	20	60	8	2	3	UP210-S3-08020	●	159	114
10	25	75	10	2	3	UP210-S3-10025	●	301	215
12	30	75	12	2	3	UP210-S3-12030	●	364	260
16	36	100	16	2	3	UP210-S3-16036	●	722	516
20	45	100	20	2	3	UP210-S3-20045	●	1088	777
25	50	100	25	2	3	UP210-S3-25050	●	1740	1243

● = Stock ○ = 2 weeks

# UA100-S3

## 3 flutes square solid carbide end mill, normal length

- Suitable for aluminium alloy ( $Si \leq 12\%$ ) and copper alloy ( $<200HB$ ) general processing
- Special edge design, reduces vibration, good chip control.



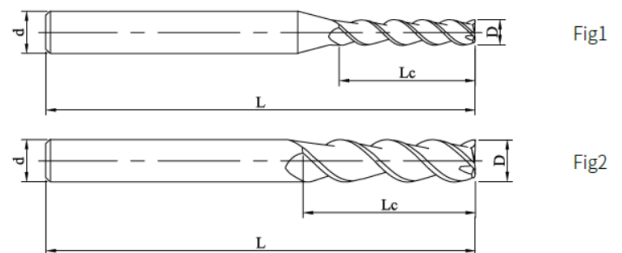
Dimensions				Fig	z	Item no	Stock	Net price SEK	Net price DKK
D	Lc	L	d						
2	6	50	4	1	3	UA100-S3-02006	●	73	52
3	9	50	4	1	3	UA100-S3-03009	●	73	52
4	11	50	4	2	3	UA100-S3-04011	●	73	52
5	13	50	6	1	3	UA100-S3-05013	●	102	73
6	16	50	6	2	3	UA100-S3-06016	●	102	73
7	20	60	8	1	3	UA100-S3-07020	●	155	111
8	20	60	8	2	3	UA100-S3-08020	●	155	111
9	23	75	10	1	3	UA100-S3-09023	●	295	211
10	25	75	10	2	3	UA100-S3-10025	●	295	211
12	30	75	12	2	3	UA100-S3-12030	●	357	255
16	36	100	16	2	3	UA100-S3-16036	●	755	539
18	38	100	18	2	3	UA100-S3-18038	●	987	705
20	45	100	20	2	3	UA100-S3-20045	●	1148	820

● = Stock ○ = 2 weeks

# UA100-SL3

## 3 flutes square solid carbide end mill, long length

- Suitable for aluminium alloy ( $Si \leq 12\%$ ) and copper alloy ( $<200HB$ ) general processing
- Special edge design, reduces vibration, good chip control.



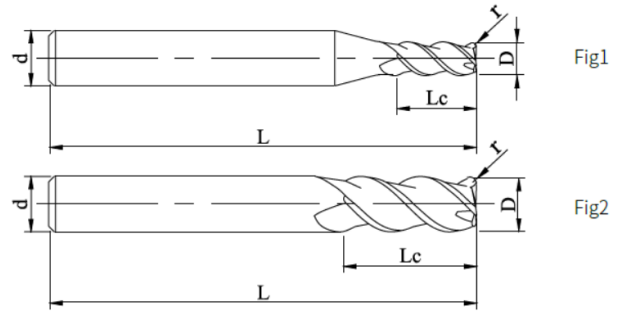
Dimensions				Fig	z	Item no	Stock	Net price SEK	Net price DKK
D	Lc	L	d						
2	20	75	4	1	3	UA100-SL3-02020	●	149	106
3	25	75	4	1	3	UA100-SL3-03025	●	149	106
4	30	75	4	2	3	UA100-SL3-04030	●	149	106
5	30	75	6	1	3	UA100-SL3-05030	●	184	131
6	35	75	6	2	3	UA100-SL3-06035	●	184	131
8	40	100	8	2	3	UA100-SL3-08040	●	263	188
10	45	100	10	2	3	UA100-SL3-10045	●	410	293
12	50	100	12	2	3	UA100-SL3-12050	●	482	344
16	60	150	16	2	3	UA100-SL3-16060	●	1114	796
20	70	150	20	2	3	UA100-SL3-20070	●	1694	1210

● = Stock ○ = 2 weeks

# UA100-R3

## 3 fluted corner radius solid carbide end mill, normal length

- Suitable for aluminium alloy (Si ≤ 12%) and copper alloy (<200HB) general processing
- Special edge design, reduces vibration, good chip control.



Dimensions					Fig	z	Item no	Stock	Net price SEK	Net price DKK
D	Lc	R	L	d						
4	11	0.2	50	4	2	3	UA100-R3-04002	●	101	72
4	11	0.3	50	4	2	3	UA100-R3-04003	●	101	72
4	11	0.5	50	4	2	3	UA100-R3-04005	●	101	72
4	11	1	50	4	2	3	UA100-R3-04010	●	101	72
5	13	0.2	50	6	1	3	UA100-R3-05002	●	133	95
5	13	0.3	50	6	1	3	UA100-R3-05003	●	133	95
5	13	0.5	50	6	1	3	UA100-R3-05005	●	133	95
5	13	1	50	6	1	3	UA100-R3-05010	●	133	95
5	13	1.5	50	6	1	3	UA100-R3-05015	●	133	95
6	16	0.5	50	6	2	3	UA100-R3-06005	●	133	95
6	16	1	50	6	2	3	UA100-R3-06010	●	133	95
6	16	1.5	50	6	2	3	UA100-R3-06015	●	133	95
6	16	2	50	6	2	3	UA100-R3-06020	●	133	95
8	20	0.5	60	8	2	3	UA100-R3-08005	●	178	127
8	20	1	60	8	2	3	UA100-R3-08010	●	178	127
8	20	1.5	60	8	2	3	UA100-R3-08015	●	178	127
8	20	2	60	8	2	3	UA100-R3-08020	●	178	127
8	20	3	60	8	2	3	UA100-R3-08030	●	178	127
10	25	0.5	75	10	2	3	UA100-R3-10005	●	326	233
10	25	1	75	10	2	3	UA100-R3-10010	●	326	233
10	25	1.5	75	10	2	3	UA100-R3-10015	●	326	233
10	25	2	75	10	2	3	UA100-R3-10020	●	326	233
10	25	2.5	75	10	2	3	UA100-R3-10025	●	326	233
10	25	3	75	10	2	3	UA100-R3-10030	●	326	233
12	30	0.5	75	12	2	3	UA100-R3-12005	●	394	281
12	30	1	75	12	2	3	UA100-R3-12010	●	394	281
12	30	1.5	75	12	2	3	UA100-R3-12015	●	394	281
12	30	2	75	12	2	3	UA100-R3-12020	●	394	281
12	30	2.5	75	12	2	3	UA100-R3-12025	●	394	281
12	30	3	75	12	2	3	UA100-R3-12030	●	394	281

Other dimensions and corner radius see [www.edeco.se](http://www.edeco.se) | [www.edeco.dk](http://www.edeco.dk)

● = Stock ○ = 2 weeks

# UP210-S4

## 4 fluted coated square solid carbide end mill, normal length

- Suitable for steels & cast iron ( $\leq 48$  HRC)
- High performance AlCr series coating with high temperature resistance and high wear resistance.

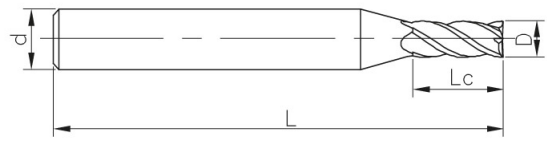


Fig1

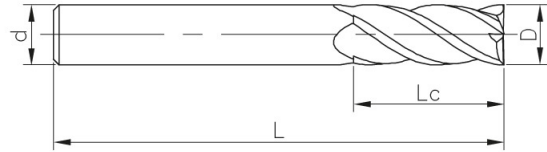


Fig2



Dimensions				Fig	z	Item no	Stock	Net price SEK	Net price DKK
D	Lc	L	d						
1	3	50	4	1	4	UP210-S4-01003	●	73	52
1.5	5	50	4	1	4	UP210-S4-01505	●	73	52
2	6	50	4	1	4	UP210-S4-02006	●	73	52
2.5	8	50	4	1	4	UP210-S4-02508	●	73	52
3	9	50	4	1	4	UP210-S4-03009	●	73	52
3.5	11	50	4	1	4	UP210-S4-03511	●	73	52
4	11	50	4	2	4	UP210-S4-04011	●	73	52
5	13	50	6	1	4	UP210-S4-05013	●	101	72
5.5	16	50	6	1	4	UP210-S4-05516	●	101	72
6	16	50	6	2	4	UP210-S4-06016	●	101	72
6.5	16	60	8	1	4	UP210-S4-06516	●	159	114
7	20	60	8	1	4	UP210-S4-07020	●	159	114
8	20	60	8	2	4	UP210-S4-08020	●	159	114
9	23	75	10	1	4	UP210-S4-09023	○	301	215
10	25	75	10	2	4	UP210-S4-10025	●	301	215
11	28	75	12	1	4	UP210-S4-11028	●	364	260
12	30	75	12	2	4	UP210-S4-12030	●	364	260
13	32	100	14	1	4	UP210-S4-13032	○	644	460
14	34	100	14	2	4	UP210-S4-14034	●	644	460
15	36	100	16	1	4	UP210-S4-15036	●	722	516
16	36	100	16	2	4	UP210-S4-16036	●	722	516
17	38	100	17	2	4	UP210-S4-17038	●	951	679
18	45	100	18	2	4	UP210-S4-18045	●	951	679
20	45	100	20	2	4	UP210-S4-20045	●	1088	777

● = Stock ○ = 2 weeks



# UP210-SL4

## 4 fluted coated square solid carbide end mill, long length

- Suitable for steels & cast iron ( $\leq 48$  HRC)
- High performance AlCr series coating with high temperature resistance and high wear resistance.

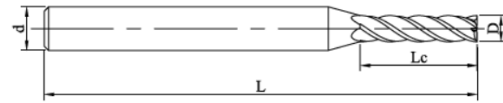


Fig1

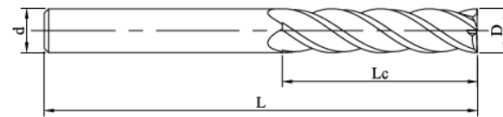


Fig2

Dimensions				Fig	z	Item no	Stock	Net price SEK	Net price DKK
D	Lc	L	d						
1	4	50	4	1	4	UP210-SL4-01004	●	95	68
2	10	50	4	1	4	UP210-SL4-02010	●	95	68
3	15	60	4	1	4	UP210-SL4-03015	●	98	70
4	30	75	4	2	4	UP210-SL4-04030	●	135	96
5	30	75	6	1	4	UP210-SL4-05030	●	160	114
6	30	75	6	2	4	UP210-SL4-06030	●	158	113
6	35	75	6	2	4	UP210-SL4-06035	●	160	114
8	40	100	8	2	4	UP210-SL4-08040	●	289	207
10	50	100	10	2	4	UP210-SL4-10050	●	398	285
12	45	100	12	2	4	UP210-SL4-12045	●	507	362
12	50	100	12	2	4	UP210-SL4-12050	●	522	373
14	45	100	14	2	4	UP210-SL4-14045	●	698	499
16	70	150	16	2	4	UP210-SL4-16070	●	1249	892
18	70	150	18	2	4	UP210-SL4-18070	●	1579	1128
20	70	150	20	2	4	UP210-SL4-20070	●	1862	1330

● = Stock ○ = 2 weeks

# UPN210-S4

## 4 fluted coated roughing with chamfer, solid carbide end mill, normal length

- Suitable for steels & cast iron ( $\leq 48$  HRC)
- High performance AlCr series coating with high temperature resistance and high wear resistance.

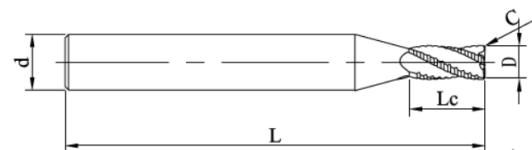


Fig1

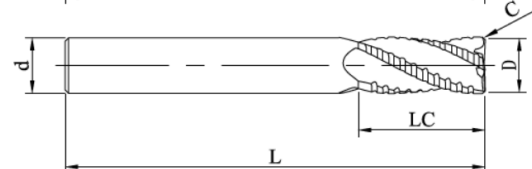


Fig2

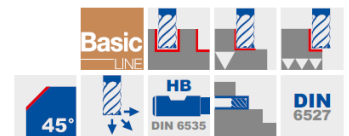
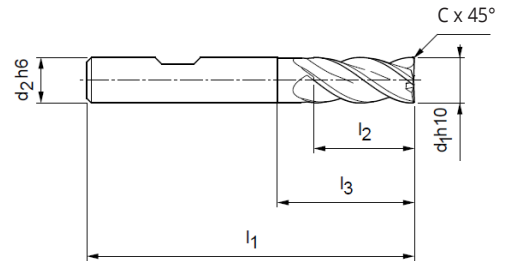
Dimensions					Fig	z	Item no	Stock	Net price SEK	Net price DKK
D	Lc	C	L	d						
6	16	0.2	50	6	2	4	UPN210-S4-06016	●	231	165
8	20	0.2	60	8	2	4	UPN210-S4-08020	●	374	267
10	25	0.3	75	10	2	4	UPN210-S4-10025	●	622	444
12	30	0.3	75	12	2	4	UPN210-S4-12030	●	744	532
16	36	0.4	100	16	2	4	UPN210-S4-16036	●	1454	1039
20	45	0.5	100	20	2	4	UPN210-S4-20045	●	2250	1607

● = Stock ○ = 2 weeks

# ECU-Mill-Uni-LV

4 fluted shoulder milling cutter, long design with neck.  
Low vibration

**Design:**  
Milling cutter diameter: 3.00-20.00 mm  
Coating: MF20  
Number of cutting edges: z = 4  
Helix angle: 36°/38,5°  
Special features: Unequal spacing



Dimensions						z	Item no	Stock	Net price SEK	Net price DKK
d1 h10	d2 h6	l1	l2	l3	C x 45°					
3	6	57	8	-	0.06	4	M4094.0300BD	●	262	187
4	6	57	11	-	0.08	4	M4094.0400BD	●	262	187
5	6	57	13	-	0.10	4	M4094.0500BD	●	278	198
6	6	57	13	20	0.12	4	M4094.0600BD	●	278	198
8	8	63	21	25	0.16	4	M4094.0800BD	●	326	233
10	10	72	22	30	0.20	4	M4094.1000BD	●	466	333
12	12	83	26	36	0.24	4	M4094.1200BD	●	601	429
16	16	92	36	42	0.32	4	M4094.1600BD	●	1145	818
20	20	104	41	53	0.40	4	M4094.2000BD	●	1615	1153

● = Stock ○ = 1-2 days

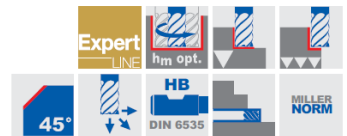
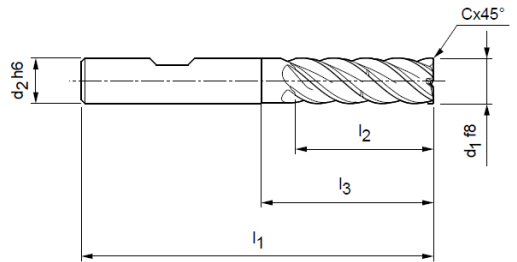

# OptiMill®-Tro-Uni

5 fluted, shoulder milling cutter, 3/4/5xD design with neck, includes chip breaker. Dynamic milling

- 1CD - 1 chipbreaker/z
- 2CD - 2 chipbreaker/z
- 3CD - 3 chipbreaker/z

**Design:**

Milling cutter diameter: 4.00-20.00 mm  
 Coating: MF3  
 Number of cutting edges: z = 5  
 Helix angle: 41°/42°  
 Special features: Unequal spacing



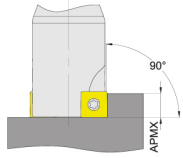
Dimensions						z	Item no	Stock	Net price SEK	Net price DKK
d1 f8	d2 h6	l1	l2	l3	C x 45°					
4	6	62	16	23	0.08	5	M3099.0400BY1CD	○	418	298
5	6	62	17	24	0.10	5	M3099.0500BY1CD	●	418	298
6	6	62	18	25	0.12	5	M3099.0600BY1CD	●	418	298
8	8	68	24	30	0.16	5	M3099.0800BY1CD	●	559	399
10	10	80	30	35	0.20	5	M3099.1000BY1CD	●	715	511
12	12	93	36	45	0.24	5	M3099.1200BY2CD	●	952	680
14	14	99	42	50	0.28	5	M3099.1400BY2CD	●	1434	1025
16	16	108	48	55	0.32	5	M3099.1600BY2CD	●	1670	1193
20	20	126	60	70	0.40	5	M3099.2000BY2CD	●	2567	1834
5	6	66	20	-	0.10	5	M3099.4D.05.2CD	○	541	386
6	6	66	24	-	0.12	5	M3099.4D.06.2CD	●	541	386
8	8	74	32	-	0.16	5	M3099.4D.08.2CD	●	673	481
10	10	89	40	-	0.20	5	M3099.4D.10.2CD	●	843	602
12	12	100	48	-	0.24	5	M3099.4D.12.2CD	●	1140	814
16	16	123	64	-	0.32	5	M3099.4D.16.2CD	●	1830	1307
20	20	140	80	-	0.40	5	M3099.4D.20.2CD	●	2791	1994
8	8	81	40	-	0.16	5	M3099.5D.08.3CD	●	735	525
10	10	96	50	-	0.20	5	M3099.5D.10.3CD	●	959	685
12	12	112	60	-	0.24	5	M3099.5D.12.3CD	●	1288	920
16	16	136	80	-	0.32	5	M3099.5D.16.3CD	●	2040	1457
20	20	160	100	-	0.40	5	M3099.5D.20.3CD	○	3177	2270

● = Stock ○ = 1-2 days

# MES190

## Positive four edges shoulder milling SDKT insert, inserts from other suppliers fits

- Curve edge design with small cutting resistance
- Multi-clearance angle design, ensure the inserts with higher strength and sharpness
- Available for face milling, shoulder milling, grooving milling.
- Suitable for semi-finishing and roughing machining of steel, cast iron and stainless steels



SD14: APMX=10.0mm

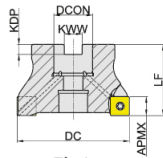


Fig1

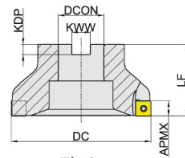


Fig2



D	z	Dimensions						Cooling	Fig	Suitable insert	Item no	Stock	List price SEK	List price DKK
		DC	DCON	LF	KWW	KDP	APMX							
50	4	50	22	40	10.4	6.3	10	✓	1	SDKT14T3	6181.1000	●	1101	787
50	5	50	22	40	10.4	6.3	10	✓	1	SDKT14T3	6181.1010	●	1251	894
63	5	63	22	40	10.4	6.3	10	✓	1	SDKT14T3	6181.1020	●	1285	918
63	6	63	22	40	10.4	6.3	10	✓	1	SDKT14T3	6181.1030	●	1479	1056
80	6	80	27	50	12.4	7	10	✓	1	SDKT14T3	6181.1040	●	1591	1136
80	8	80	27	50	12.4	7	10	✓	1	SDKT14T3	6181.1050	●	1935	1382
100	7	100	32	50	14.4	8	10	x	2	SDKT14T3	6181.1060	●	1901	1358
100	8	100	32	50	14.4	8	10	x	2	SDKT14T3	6181.1070	●	2412	1723
125	8	125	40	63	16.4	9	10	x	2	SDKT14T3	6181.1080	○	2629	1878
125	10	125	40	63	16.4	9	10	x	2	SDKT14T3	6181.1090	●	3417	2440

More sizes, other no of teeth, unequal and other shanks available see [www.edeco.se](http://www.edeco.se) | [www.edeco.dk](http://www.edeco.dk)

● = Stock ○ = 2 weeks

# SDKT

## One Side Four Edge Shoulder Milling



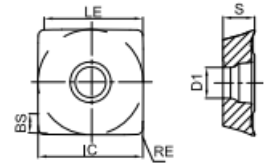
GL  
Light



GM  
Medium



GH  
Heavy



Benämning	LE	IC	S	BS	D1	RE	Item no	Stock	List price SEK	List price DKK
SDKT14T3PEER-GL-GA4225	13.12	13.92	3.96	2.5	4.1	0.8	6181.0060	●	82	58
SDKT14T3PEER-GL-GP2115	13.12	13.92	3.96	2.5	4.1	0.8	6181.0080	●	90	64
SDKT14T3PEER-GL-GS4130	13.12	13.92	3.96	2.5	4.1	0.8	6181.0090	●	90	64
SDKT14T3PEER-GM-GA4225	13.12	13.92	3.96	2.5	4.1	0.8	6181.0100	●	82	58
SDKT14T3PEER-GM-GA4230	13.12	13.92	3.96	2.5	4.1	0.8	6181.0110	●	90	64
SDKT14T3PEER-GM-GK2115	13.12	13.92	3.96	2.5	4.1	0.8	6181.0120	●	90	64
SDKT14T3PEER-GM-GM2140	13.12	13.92	3.96	2.5	4.1	0.8	6181.0130	●	90	64
SDKT14T3PEER-GM-GS4130	13.12	13.92	3.96	2.5	4.1	0.8	6181.0140	●	90	64
SDKT14T3PEER-GH-GK2115	13.12	13.92	3.96	2.5	4.1	0.8	6181.0020	●	90	64
SDKT14T3PEER-GH-GK4125	13.12	13.92	3.96	2.5	4.1	0.8	6181.0030	●	90	64
SDKT14T3PEER-GH-GP4225	13.12	13.92	3.96	2.5	4.1	0.8	6181.0050	●	82	58

Fler alternativ för skär, spånbrytare, sort m.m. se [www.edeco.se](http://www.edeco.se) | [www.edeco.dk](http://www.edeco.dk)

● = Stock ○ = 2 weeks

# Spare parts

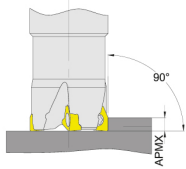
	Insert	Description	Recommended Torque	Item no	Stock	List price SEK	List price DKK
	SDKT14T3	SI60M035100-05018IS	3.0N-m	65.05314S	●	40	26:90
		Insert Screw Wrench		PTT15TB	●	114	77

● = Stock ○ = 2 weeks

# MEE190

## Negative six edges shoulder milling WNGU insert, inserts from other supplier fits

- Negative six edges design, with high economical efficiency
- Negative double face and big rake angle design , improve strength and ensure sharpness
- The bottom edge is wiper edge, ensure the cutting surface with good quality
- Available for face milling, shoulder milling, grooving milling and so on
- Suitable for semi-finishing and roughing machining of steel, cast iron and stainless.



WN04: APMX = 4.0mm  
WN08: APMX = 7.5mm

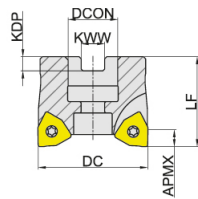


Fig1

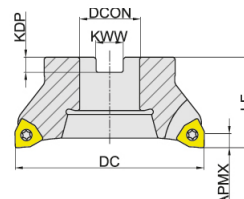


Fig2


D	z	Dimensions						Cooling	Fig	Suitable insert	Item no	Stock	List price SEK	List price DKK
		DC	DCON	LF	KWW	KDP	APMX							
50	4	50	22	40	10.4	6.3	7.5	x	1	WNGU0806	6559.0001	●	1393	995
50	5	50	22	40	10.4	6.3	7.5	✓	1	WNGU0806	6559.0002	●	1480	1060
63	6	63	22	40	10.4	6.3	7.5	x	1	WNGU0806	6559.0003	●	1567	1120
80	7	80	27	50	12.4	7	7.5	x	1	WNGU0806	6559.0005	●	2149	1535
100	8	100	32	50	14.4	8	7.5	x	2	WNGU0806	6559.0007	●	2729	1949
125	7	125	40	63	16.4	9	7.5	x	2	WNGU0806	6559.0009	●	2730	1950
125	11	125	40	63	16.4	9	7.5	x	2	WNGU0806	6559.0008	●	3238	2313

More sizes, other no of teeth, unequal and other shanks available see [www.edeco.se](http://www.edeco.se) | [www.edeco.dk](http://www.edeco.dk)


● = Stock ○ = 2 weeks

# WNGU

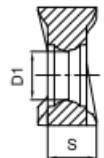
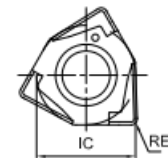
## Double Face Six Edge Shoulder Milling



GM  
Medium



GH  
Heavy



Description	LE	IC	S	BS	D1	RE	Item no	Stock	List price SEK	List price DKK
WNGU0806-GM-GA4230	13.12	13.92	3.96	2.5	4.1	0.8	6237.0001	●	179	128
WNGU0806-GM-GK2115	13.12	13.92	3.96	2.5	4.1	0.8	6237.0002	●	179	128
WNGU0806-GM-GK4125	13.12	13.92	3.96	2.5	4.1	0.8	6237.0003	●	179	128
WNGU0806-GM-GM2140	13.12	13.92	3.96	2.5	4.1	0.8	6237.0008	●	179	128
WNGU0806-GM-GP2115	13.12	13.92	3.96	2.5	4.1	0.8	6237.0006	●	179	128
WNGU0806-GM-GP4225	13.12	13.92	3.96	2.5	4.1	0.8	6237.0007	●	178	127
WNGU0806-GM-GS4130	13.12	13.92	3.96	2.5	4.1	0.8	6237.0005	●	179	128
WNGU0806-GH-GK2115	13.12	13.92	3.96	2.5	4.1	0.8	6237.0020	●	179	128
WNGU0806-GH-GK4125	13.12	13.92	3.96	2.5	4.1	0.8	6237.0021	●	179	128
WNGU0806-GH-GP2115	13.12	13.92	3.96	2.5	4.1	0.8	6237.0022	●	179	128
WNGU0806-GH-GP4225	13.12	13.92	3.96	2.5	4.1	0.8	6237.0023	●	162	116

More sizes, other no of teeth, unequal and other shanks available see [www.edeco.se](http://www.edeco.se) | [www.edeco.dk](http://www.edeco.dk)

● = Stock ○ = 2 weeks

# Spare parts

Insert	Description	Recommended Torque	Item no	Stock	List price SEK	List price DKK
WNGU0806	SI60M040100-05510IS	3.5N-m	65.05510IS	●	35:90	24:20
	Insert Screw Wrench		PTT15TB	●	114	77

● = Stock ○ = 2 weeks



# MEB190

## Positive two edges shoulder milling APK(E)T insert, inserts from other supplier fits

- The edge is with curve type design to decrease the cutting resistance
- Match with corn milling cutter holder, with high milling efficiency
- There are geometries for aluminum alloy, suitable for machining of aluminum alloy
- Suitable for semi-finishing and roughing machining of steel, stainless steel, cast iron and aluminum alloy

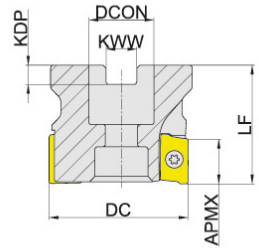

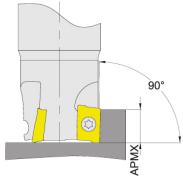


Fig1



AP11: APMX = 9.0mm  
AP16: APMX = 14.0mm

D	z	Dimensions						Suitable insert	Cooling	Item no	Stock	List price SEK	List price DKK
		DC	DCON	LF	KWW	KDP	APMX						
40	5	40	16	40	8.4	5.6	9	APK(E)T1135	✓	6561.0105	●	1134	810
50	4	50	22	40	10.4	6.3	14	APK(E)T1604	✓	6561.0110	●	1253	895
50	7	50	22	40	10.4	6.3	9	APK(E)T1135	✓	6561.0160	●	1474	1053
63	5	63	22	40	10.4	6.3	14	APK(E)T1604	✓	6561.0120	●	1512	1080
63	7	63	22	40	10.4	6.3	9	APK(E)T1135	X	6561.0125	●	2215	1582
80	7	80	27	50	12.4	7	14	APK(E)T1604	✓	6561.0130	●	1723	1230

More options for cutter body MEB190 see [www.edeco.se](http://www.edeco.se) | [www.edeco.dk](http://www.edeco.dk)

● = Stock ○ = 2 weeks

# MEB190

## Side Clamp Type

## Positive two edges shoulder milling APK(E)T insert, inserts from other supplier fits

- The edge is with curve type design to decrease the cutting resistance
- Match with corn milling cutter holder, with high milling efficiency
- There are geometries for aluminum alloy, suitable for machining of aluminum alloy
- Suitable for semi-finishing and roughing machining of steel, stainless steel, cast iron and aluminum alloy.

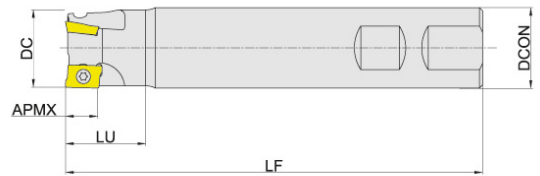


Fig4

D	z	Dimensions					Suitable insert	Cooling	Item no	Stock	List price SEK	List price DKK
		DC	DCON	LF	LU	APMX						
16	2	16	16	130	25	9	APK(E)T1135	X	6561.0010	●	552	395
16	2	16	16	200	50	9	APK(E)T1135	X	6561.0011	●	652	465
20	3	20	20	130	25	9	APK(E)T1135	✓	6561.0020	●	628	448
20	3	20	20	200	85	9	APK(E)T1135	✓	6561.0021	●	726	518
25	2	25	25	130	45	14	APK(E)T1604	✓	6561.0050	●	636	454
25	2	25	25	200	83	14	APK(E)T1604	✓	6561.0051	●	782	558
25	4	25	25	130	28	9	APK(E)T1135	✓	6561.0032	○	1173	838
32	3	32	32	130	40	14	APK(E)T1604	✓	6561.0060	●	894	638
32	3	32	32	200	54	14	APK(E)T1604	✓	6561.0070	●	894	638
40	3	40	32	150	45	14	APK(E)T1604	✓	6561.0090	●	1199	856

More options for cutter body MEB190 see [www.edeco.se](http://www.edeco.se) | [www.edeco.dk](http://www.edeco.dk)

● = Stock ○ = 2 weeks

# APK(E)T

## Normal Two Edge Square-Shoulder Milling Cutter Insert


Skär/spånåbrytare



GL  
Light



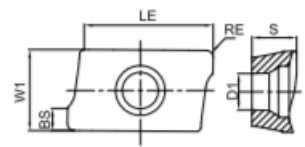
GM  
Medium



GH  
Heavy



NL  
Aluminium



Description	LE	W1	S	BS	D1	RE	Item no	Stock	List price SEK	List price DKK
APKT113504R-GL-GA4230	10.5	7	3.5	2	3.2	0.4	6241.0020	●	65	46
APKT113504R-GM-GA4225	10.5	7	3.5	2	3.2	0.4	6241.0050	●	59	42
APKT113504R-GM-GA4230	10.5	7	3.5	2	3.2	0.4	6241.0060	●	65	46
APKT113508R-GM-GS4130	15.2	7	3.5	2	3.2	0.8	6241.0175	●	65	46
APKT113508R-GM-GA4230	15.2	7	3.5	2	3.2	0.8	6241.0150	●	65	46
APKT113508R-GM-GM2140	15.2	7	3.5	2	3.2	0.8	6241.0480	●	65	46
APKT113508R-GM-GK4125	15.2	7	3.5	2	3.2	0.8	6241.0170	○	65	46
APKT113508R-GM-GA4225	15.2	7	3.5	2	3.2	0.8	6241.0140	●	59	42
APKT160408R-GM-GA4225	15.2	9.4	5.2	2.57	4.2	0.8	6241.0250	●	75	54
APKT160408R-GM-GA4230	15.2	9.4	5.2	2.57	4.2	0.8	6241.0260	●	83	60
APKT160408R-GM-GM2140	15.2	9.4	5.2	2.57	4.2	0.8	6241.0490	●	83	60
APKT160408R-GM-GK4125	15.2	9.4	5.2	2.57	4.2	0.8	6241.0280	●	83	60
APKT160408R-GM-GS4130	15.2	9.4	5.2	2.57	4.2	0.8	6241.0290	●	89	63
APKT160416R-GM-GA4230	15.2	9.4	5.2	2.57	4.2	1.6	6241.0380	●	83	60
APKT160432R-GM-GM2140	15.2	9.4	5.2	2.57	4.2	3.2	6241.0450	●	83	60
APKT113516R-GH-GK4125	10.5	7	3.5	2	3.2	1.6	6241.0200	●	65	46
APET113504R-NL-GN9125	10.5	7	3.8	1.92	3.2	0.4	6201.0015	●	121	86
APET160408R-NL-GN9125	15.2	9.44	4.92	2.64	4.2	0.8	6241.0520	●	109	78

More options for inserts, chip breakers, types etc see [www.edeco.se](http://www.edeco.se) | [www.edeco.dk](http://www.edeco.dk)

● = Stock ○ = 2 weeks

## Spare parts

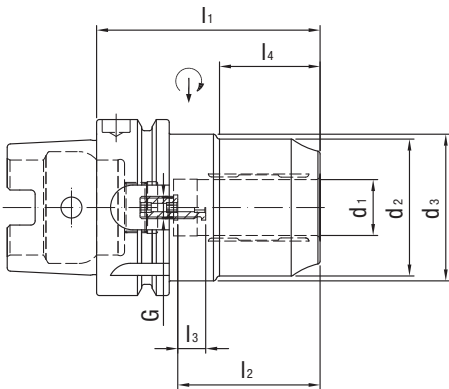
Insert	Description	Recommended Torque	Item no	Stock	List price SEK	List price DKK
	APKT1135	SI60M030072-04210S	65.04210S	●	56	40
	APKT1604	SI60M035080-05314S	65.05314S	●	56	40
	APKT1135	Insert Screw Wrench	PTT09PQ	●	113	81
	APKT1604	Insert Screw Wrench	PTT15PQ	●	127	91
	APKT1135	Insert Screw Wrench	PTT09TQ	●	199	142
	APKT1604	Insert Screw Wrench	PTT15TQ	●	139	94

● = Stock ○ = 2 weeks

# Hydraulic chuck HSK

## HPH - High Performance Holder DIN 69893-A

Short heavy duty design



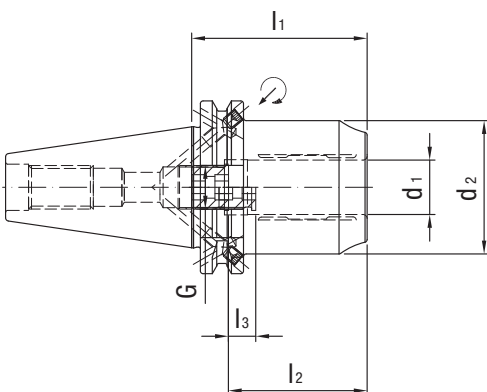
Normal size HSK-A	Dimensions							G	SW	Weight [kg]	Product code	Item no	Stock	Net price SEK	Net price DKK
	d <sub>1</sub>	d <sub>2</sub>	d <sub>3</sub>	l <sub>1</sub>	l <sub>2</sub>	l <sub>3</sub>	l <sub>4</sub>								
63	12	42	52.5	80	46	10	34	M8x1	3	1.1	16.408.63.12.Z	54.30494132	○	<b>2411</b>	<b>1722</b>
63	20	49	52.5	80	51	10	36	M8x1	3	1.3	16.408.63.20.Z	54.30372363	●		
100	12	42	52.5	85	46	10	34	M8x1	3	2.1	16.408.100.12.Z	54.30515435	○	<b>3181</b>	<b>2272</b>
100	20	49	52.5	85	51	10	36	M8x1	3	2.6	16.408.100.20.Z	54.30436113	○		
100	32	68	72	100	61	10	42	M8x1	3	3.8	16.408.100.32.Z	54.30471219	○		

● = Stock ○ = 1-2 days

# Hydraulic chuck SK

## HPH - High Performance Holder ISO 7388-1, Form AD/AF

(prev. DIN 69871-AD/B), short heavy duty design



Normal size SK / ISO	Dimensions					G	SW	Weight [kg]	Product code	Item no	Stock	Net price SEK	Net price DKK
	d <sub>1</sub>	d <sub>2</sub>	l <sub>1</sub>	l <sub>2</sub>	l <sub>3</sub>								
40	12	42	50	46	10	M8x1x13.5	3	1	15.408.40.12.Z	54.30494111	○	<b>2309</b>	<b>1649</b>
40	20	49	64.5	51	10	M16x1x13.5	8	1.4	15.408.40.20.Z	54.30372360	●		
50	12	42	50	46	10	M8x1x13.5	3	1	15.408.50.12.Z	54.30515413	○	<b>2668</b>	<b>1905</b>
50	20	49	64.5	51	10	M16x1x13.5	8	3.1	15.408.50.20.Z	54.30435618	●		
50	32	72	81	61	10	M16x1x13.5	8	1.4	15.408.50.32.Z	54.30471202	●		

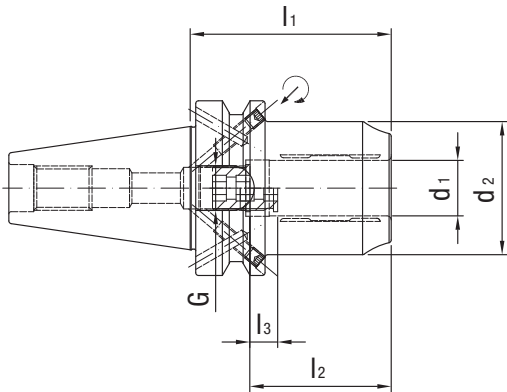
● = Stock ○ = 1-2 days



# Hydraulic chuck BT

## HPH - High Performance Holder ISO 7388-2 (JIS B6339)

Short heavy duty design, coolant supply as per ISO 7388-2, Form JD/JF



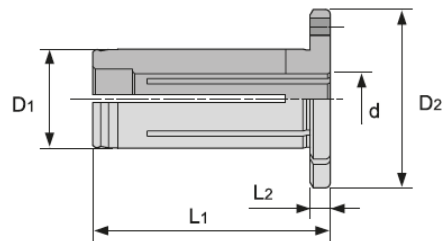
Normal size BT	Dimensions					G	SW	Weight [kg]	Product code	Item no	Stock	Net price SEK	Net price DKK
	d <sub>1</sub>	d <sub>2</sub>	l <sub>1</sub>	l <sub>2</sub>	l <sub>3</sub>								
40	12	42	58	46	10	M8x1x13.5	3	1	22.408.40.12.Z	54.30494128	○	<b>2309</b>	<b>1649</b>
40	20	49	72.5	51	10	M16x1x13.5	8	1.4	22.408.40.20.Z	54.30372364	●		
50	12	42	69	46	10	M8x1x13.5	3	3.4	22.408.50.12.Z	54.30515438	○	<b>2796</b>	<b>1997</b>
50	20	49	83.5	51	10	M16x1x13.5	8	4	22.408.50.20.Z	54.30435871	●		
50	32	72	90	61	10	M16x1x13.5	8	4.6	22.408.50.32.Z	54.30471206	○		

● = Stock ○ = 1-2 days

## Reduction collet

### EHGC-OH metal sealing, inner coolant

Item no	Hylsa	d	Stock	Net price SEK	Net price DKK
5488.2540	EHG20-04-OH	4	●	<b>821</b>	<b>586</b>
5488.2550	EHG20-06-OH	6	●	<b>821</b>	<b>586</b>
5488.2560	EHG20-08-OH	8	●	<b>821</b>	<b>586</b>
5488.2570	EHG20-10-OH	10	●	<b>821</b>	<b>586</b>
5488.2580	EHG20-12-OH	12	●	<b>821</b>	<b>586</b>
5488.2590	EHG20-16-OH	16	●	<b>821</b>	<b>586</b>




EHG	Dimensions				d
	D <sub>1</sub>	D <sub>2</sub>	L <sub>1</sub>	L <sub>2</sub>	
-20-d-OH	20	36	48	4	4, 6, 8, 10, 12, 16

# Turning inserts

Quality with attractive prices

A few different insert types with variants of chipbreakers and carbide grades/coatings.


Examples:



Item no: 6106.0310  
**CNMG120404-GF-GP1115**

- GF for finishing of general steel and alloy steel.
- Sharp tool nose and strong cutting edge and good chip control under small cutting depth.


<b>P</b>	Listprice	
	<b>69:00</b> SEK	<b>49:00</b> DKK



Item no: 6106.3500  
**CNMG160612-QM-GPT6120**

- QM for semi-finishing of general steel and alloy steel.
- The design of step and wavy bosswidens the range of chip breaking.


<b>P</b>	Listprice	
	<b>146:00</b> SEK	<b>98:50</b> DKK



Item no: 6106.2340  
**CNMG190616-QM-GP1225**

- QM for semi-finishing of general steel and alloy steel.
- The design of step and wavy bosswidens the range of chip breaking.


<b>P</b>	Listprice	
	<b>159:00</b> SEK	<b>114:00</b> DKK



Item no: 6114.1970  
**DNMG150608-LR-GM3225**

- LR for stainless steel of roughing.
- Small rake angle and big cutting edge width with strong corner.
- Big chip breaker width and shallow.
- Large chip breaker width and shallow chip breaker depth to ensure good chip removal.


<b>M</b>	Listprice	
	<b>91:00</b> SEK	<b>65:00</b> DKK



Item no: 6118.0600  
**SNMG120408-HK-GK1115**

- HK for cast iron heavy cutting.
- Strong cutting edge, big chip pocket, good at big cutting depth and width.


<b>K</b>	Listprice	
	<b>64:00</b> SEK	<b>45:00</b> DKK



Item no: 6124.2060  
**TNMG160408-LM-GM3215**

- LM for semi-finishing of stainless steel and high temperature alloy.
- Variable rake angle and cutting edge width to ensure its sharpness and strength.
- Heart-shaped chip breaker with good chip breaking.


<b>M</b>	Listprice	
	<b>62:00</b> SEK	<b>44:00</b> DKK



Item no: 6133.0190  
**WNMG060408-GF-GP1225**

- GF for finishing of general steel and alloy steel.
- Sharp tool nose and strong cutting edge and good chip control under small cutting depth.


<b>P</b>	Listprice	
	<b>56:00</b> SEK	<b>40:00</b> DKK



Item no: 6133.1050  
**WNMG080408-UK-GK1125**

- UK for machining cast iron.
- Good performance after medium cutting for general conditions.


<b>K</b>	Listprice	
	<b>71:00</b> SEK	<b>51:00</b> DKK



Item no: 6121.0020  
**TCGX090204-AL-GN9120**

- AL for aluminum alloy cutting.
- Large rake angle, cutting edge sharpness.


<b>N</b>	Listprice	
	<b>70:00</b> SEK	<b>50:00</b> DKK



Item no: 6135.0630  
**CCMT09T304-MM-GPT6120**

- MM for light cutting of general steel, alloy steel and stainless steel.
- Sharp cutting edge, enables high surface quality.


<b>P</b>	Listprice	
	<b>55:00</b> SEK	<b>39:00</b> DKK



Item no: 6138.0020  
**DCMT11T304-KM-GP1225**

- KM for semi-finishing and roughing of general steel, alloy steel and cast iron.
- Variable land design, combine sharpness with fracture resistance.


<b>P</b>	Listprice	
	<b>54:00</b> SEK	<b>38:00</b> DKK



Item no: 6301.0030  
**16ER1.50ISO-TC-GM3225**

Threading insert ISO, size 16 (3/8) pitch 1.5, universal grade for steel, stainless etc


<b>K</b>	Listprice	
	<b>67:00</b> SEK	<b>48:00</b> DKK



Item no: 6111.1090  
**CCGW09T304L-2-BHC115P**

- Higher precision and longer tool life.
- New TiAlN coating provides the good resistance to notch wear,


<b>H</b>	Listprice	
	<b>534:00</b> SEK	<b>381:00</b> DKK



Item no: 6111.1350  
**DCGW11T304M-2-BKN115P**

- Higher precision and longer tool life.
- Uncoated grade with high hardness has excellent wear resistance.
- Recommended for finishing of grey cast irons.

<b>K</b>	Listprice	
	<b>400:00</b> SEK	<b>286:00</b> DKK



Item no: 6180.0010  
**RNGN120400M-BHN135S**

Solid CBN standard chamfer for interrupted and continous conditions

<b>K</b>	Listprice	
	<b>488:00</b> SEK	<b>348:00</b> DKK



WTE - Hydraulic chuck



GESAC - Cutting tools



MILLER - Endmill



DC SWISS - Threading tools



GESAC - Cutting tools

# EDECO

Edeco Tool AB • Edeco Tool ApS  
Gräsdalsgatan 9, 650 02 Karlstad • Naverland 2, 2600 Glostrup  
Tel +46 54 55 80 00 • Tel +45 70 60 20 29  
edeco.se • edeco.dk